

Analog input card XI/ON, 24 V DC, 2AI (0/4 to 20mA)

Part no. XN-2AI-I(0/4...20MA)
Article no. 140144





Delivery program

Function			XI/ON I/O modules
Function			XN Slice module
Short Description			2 Analog inputs 0/4 to 20 mA
For use with			XN-S3T-SBB XN-S3S-SBB XN-S4T-SBBS XN-S4S-SBBS


Technical data

General


Standards			EN 61000-6-2 EN 61000-6-4 EN 61131-2
Potential isolation			Yes, through optocoupler
Ambient temperature			
Ambient temperature, operation		°C	0 - +55
Storage, transport	ø	°C	-25 - +85
Relative humidity			
Relative humidity			5 - 95 % (indoor), Level RH-2, no condensation (for storage at 45°C)
Ambient conditions, mechanical			
Degree of Protection			IP20
Harmful gases		ppm	SO ₂ : 10 (rel. humidity < 75%, no condensation) H ₂ S: 1.0 (rel. humidity < 75 %,no condensation)
Vibration resistance, operating conditions			according to IEC/EN 60068-2-6
Mechanical shock resistance		g	according to IEC 60068-2-27
Continuous shock resistance (IEC/EN 60068-2-29)			According to IEC 60068-2-29
Drop and topple			According to IEC 60068-2-31, free fall according to IEC 60068-2-32
Electromagnetic compatibility (EMC)			
ESD	Air/contact discharge	kV	EN 61100-4-2
Electromagnetic fields	(0.08...1) / (1,4...2) / (2...2,7) GHz	V/m	EN 61100-4-2
Burst			EN 61100-4-4
Surge			EN 61100-4-5
Radiated RFI		V	EN 61100-4-6
Emitted interference (radiated, high frequency)	(30...230 MHz) / (230...1000 MHz)	dB	EN 55016-2-3
Voltage fluctuations/voltage dips			EN 61131-2
Type test			to EN 61131-2
Approvals			CE, cULus
Other technical data (sheet catalogue)			Technical Data
Measured variables			Current

Channels		Number	2
Rated voltage through supply terminal	U_L		24 V DC
Rated current consumption from supply terminal	I_L	mA	12
Rated current consumption from module bus	I_{MB}	mA	 35
Heat dissipation		W	< 1
Encoder supply			 250 mA; Linked to L+ and L- of the supply; not short-circuit protected
Input current		mA	0/4 - 20
Maximum input current		mA	50
Input impedance			< 125 Ω
Limit frequency (-3 db)		Hz	> 50
Offset error		%	0.1
Basic error limit at 23 °C		%	0.2
Repetition accuracy (deviation)		%	0.05
Temperature coefficient			300 ppm/°C of full scale
Resolution of the A/D converter			16-bit
Measuring principle			Delta Sigma
Measured value representation			16-bit signed integer 12-bit full range left-justified
Diagnostics			Yes
Base modules			
without C connection			2-/3-wire XN-S3x-SBB
without C connection, for sensor feeding			4-wire XN-S4x-SBBS


Analog output modules

Measured variables			Current
Channels		Number	2
Rated voltage through supply terminal	U_L		24 V DC
Rated current consumption from supply terminal	I_L	mA	12
Rated current consumption from module bus	I_{MB}	mA	 35
Heat dissipation		W	< 1
Offset error		%	0.1
Basic error limit at 23 °C		%	0.2
Repetition accuracy (deviation)		%	0.05
Temperature coefficient			300 ppm/°C of full scale
Measured value representation			16-bit signed integer 12-bit full range left-justified
Base modules			
without C connection			2-/3-wire XN-S3x-SBB

Digital outputs

Channels		Number	2
Rated voltage through supply terminal	U_L		24 V DC
Rated current consumption from the supply terminal (at load current = 0 mA)	I_L	mA	12
Rated current consumption from module bus	I_{MB}	mA	 35
Diagnostics			Yes

Digital inputs

Channels		Number	2
Rated voltage through supply terminal	U_L		24 V DC
Rated current consumption from supply terminal	I_L	mA	12
Rated current consumption from module bus	I_{MB}	mA	 35
Heat dissipation		W	< 1
Base modules			
without C connection			2-/3-wire XN-S3x-SBB

Relay modules

Rated voltage through supply terminal	U_L		24 V DC
Rated current consumption from supply terminal	I_L	mA	12
Rated current consumption from module bus	I_{MB}	mA	≤ 35
Base modules			
without C connection			2-/3-wire XN-S3x-SBB

Power supply module

Rated voltage through supply terminal	U_L		24 V DC
Rated current consumption from supply terminal	I_L	mA	12
Rated current consumption from module bus	I_{MB}	mA	≤ 35

Counter module

Channels		Number	2
Rated voltage through supply terminal	U_L		24 V DC
Rated current consumption from supply terminal	I_L	mA	12
Rated current consumption from module bus	I_{MB}	mA	≤ 35
Heat dissipation		W	< 1

Measuring modes

Temperature coefficient			300 ppm/°C of full scale
Number of parameter bits			1 byte per channel

Base modules

without C connection, for sensor feeding			4-wire XN-S4x-SBBS
--	--	--	-----------------------

Interfaces

Rated voltage through supply terminal	U_L		24 V DC
Rated current consumption from supply terminal	I_L	mA	12
Rated current consumption from module bus	I_{MB}	mA	≤ 35
Number of parameter bytes			1 byte per channel
Base modules			
without C connection, for sensor feeding			4-wire XN-S4x-SBBS

Design verification as per IEC/EN 61439

Technical data for design verification			
Rated operational current for specified heat dissipation	I_n	A	0
Heat dissipation per pole, current-dependent	P_{vid}	W	0
Equipment heat dissipation, current-dependent	P_{vid}	W	0
Static heat dissipation, non-current-dependent	P_{vs}	W	1
Heat dissipation capacity	P_{diss}	W	0
Operating ambient temperature min.		°C	0
Operating ambient temperature max.		°C	55
Degree of Protection			IP20
IEC/EN 61439 design verification			
10.2 Strength of materials and parts			
10.2.2 Corrosion resistance			
			Meets the product standard's requirements.
10.2.3.1 Verification of thermal stability of enclosures			
			Meets the product standard's requirements.
10.2.3.2 Verification of resistance of insulating materials to normal heat			
			Meets the product standard's requirements.
10.2.3.3 Verification of resistance of insulating materials to abnormal heat and fire due to internal electric effects			
			Meets the product standard's requirements.
10.2.4 Resistance to ultra-violet (UV) radiation			
			Meets the product standard's requirements.
10.2.5 Lifting			
			Does not apply, since the entire switchgear needs to be evaluated.
10.2.6 Mechanical impact			
			Does not apply, since the entire switchgear needs to be evaluated.
10.2.7 Inscriptions			
			Meets the product standard's requirements.
10.3 Degree of protection of ASSEMBLIES			
			Meets the product standard's requirements.
10.4 Clearances and creepage distances			
			Meets the product standard's requirements.
10.5 Protection against electric shock			
			Does not apply, since the entire switchgear needs to be evaluated.

10.6 Incorporation of switching devices and components		Does not apply, since the entire switchgear needs to be evaluated.
10.7 Internal electrical circuits and connections		Is the panel builder's responsibility.
10.8 Connections for external conductors		Is the panel builder's responsibility.
10.9 Insulation properties		
10.9.2 Power-frequency electric strength		Is the panel builder's responsibility.
10.9.3 Impulse withstand voltage		Is the panel builder's responsibility.
10.9.4 Testing of enclosures made of insulating material		Is the panel builder's responsibility.
10.10 Temperature rise		The panel builder is responsible for the temperature rise calculation. Eaton will provide heat dissipation data for the devices.
10.11 Short-circuit rating		Is the panel builder's responsibility.
10.12 Electromagnetic compatibility		Is the panel builder's responsibility.
10.13 Mechanical function		The device meets the requirements, provided the information in the instruction leaflet (IL) is observed.

Technical data ETIM 6.0

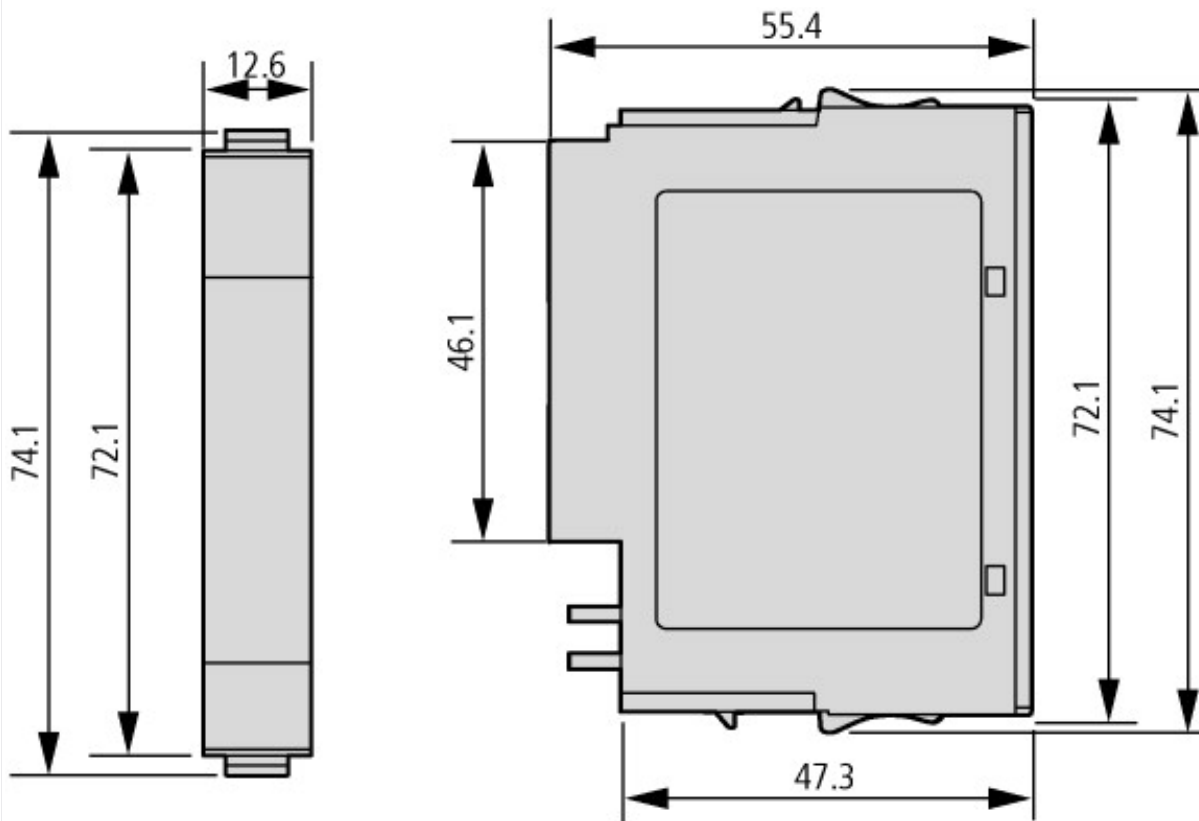
PLC's (EG000024) / Fieldbus, decentr. periphery - analogue I/O module (EC001596)		
Electric engineering, automation, process control engineering / Control / Field bus, decentralized peripheral / Field bus, decentralized peripheral - analogue I/O module (ecl@ss8.1-27-24-26-01 [BAA061011])		
Supply voltage AC 50 Hz	V	0 - 0
Supply voltage AC 60 Hz	V	0 - 0
Supply voltage DC	V	20.4 - 28.8
Voltage type of supply voltage		DC
Input, current		Yes
Input, voltage		No
Input, resistor		No
Input, resistance thermometer		No
Input, thermocouple		No
Input signal, configurable		Yes
Resolution of the analogue inputs	Bit	16
Output, current		No
Output, voltage		No
Output signal configurable		No
Resolution of the analogue outputs	Bit	0
Number of analogue inputs		2
Number of analogue outputs		0
Analog inputs configurable		Yes
Analog outputs configurable		Yes
Number of HW-interfaces industrial Ethernet		0
Number of HW-interfaces PROFINET		0
Number of HW-interfaces RS-232		0
Number of HW-interfaces RS-422		0
Number of HW-interfaces RS-485		0
Number of HW-interfaces serial TTY		0
Number of HW-interfaces parallel		0
Number of HW-interfaces Wireless		0
Number of HW-interfaces other		1
Supporting protocol for TCP/IP		No
Supporting protocol for PROFIBUS		No
Supporting protocol for CAN		No
Supporting protocol for INTERBUS		No
Supporting protocol for ASI		No
Supporting protocol for KNX		No
Supporting protocol for MODBUS		No
Supporting protocol for Data-Highway		No
Supporting protocol for DeviceNet		No
Supporting protocol for SUCONET		No

Supporting protocol for LON		No
Supporting protocol for PROFINET IO		No
Supporting protocol for PROFINET CBA		No
Supporting protocol for SERCOS		No
Supporting protocol for Foundation Fieldbus		No
Supporting protocol for EtherNet/IP		No
Supporting protocol for AS-Interface Safety at Work		No
Supporting protocol for DeviceNet Safety		No
Supporting protocol for INTERBUS-Safety		No
Supporting protocol for PROFIsafe		No
Supporting protocol for SafetyBUS p		No
Supporting protocol for other bus systems		No
Radio standard Bluetooth		No
Radio standard WLAN 802.11		No
Radio standard GPRS		No
Radio standard GSM		No
Radio standard UMTS		No
IO link master		No
System accessory		Yes
Degree of protection (IP)		IP20
Type of electric connection		Screw-/spring clamp connection
Fieldbus connection over separate bus coupler possible		Yes
Rail mounting possible		Yes
Wall mounting/direct mounting		No
Front build in possible		No
Rack-assembly possible		No
Suitable for safety functions		No
Category according to EN 954-1		
SIL according to IEC 61508		None
Performance level acc. to EN ISO 13849-1		None
Appendant operation agent (Ex ia)		No
Appendant operation agent (Ex ib)		No
Explosion safety category for gas		None
Explosion safety category for dust		None
Width	mm	12.6
Height	mm	74
Depth	mm	55.4

Approvals

Product Standards		UL 508; CSA-C22.2 No. 142; IEC/EN 6113-2; CE marking
UL File No.		E205091
UL Category Control No.		NRAQ, NRAQ7
CSA File No.		UL report applies to both US and Canada
CSA Class No.		2252-01, 2252-81
North America Certification		UL recognized, certified by UL for use in Canada
Specially designed for North America		No
Current Limiting Circuit-Breaker		No
Degree of Protection		IEC: IP20, UL/CSA Type: -

Dimensions



Dimensions

Additional product information (links)

MN05002011Z Manual XI/ON analog I/O modules

MN05002011Z Handbuch XI/ON Analoge I/O-Module - Deutsch

ftp://ftp.moeller.net/DOCUMENTATION/AWB_MANUALS/MN05002011Z_DE.pdf

MN05002011Z Manual XI/ON analog I/O modules - English

ftp://ftp.moeller.net/DOCUMENTATION/AWB_MANUALS/MN05002011Z_EN.pdf

Technical Data

<http://ecat.moeller.net/flip-cat/?edition=HPLEN&startpage=14.111>