

Select your language

- German
- English
- Spanish
- French
- Dutch
- Italian
- Polish
- Czech
- Russian
- Norwegian Bokmål

Worldwide English



IZMX-TF403-1600W-1 - Connections, front, 1600A, IZMX40, 3 p, withdrawable



184177 IZMX-TF403-1600W-1

[Overview](#) [Specifications](#) [Resources](#)



184177 IZMX-TF403-1600W-1

Connections, front, 1600A, IZMX40, 3 p, withdrawable

Alternate Catalog No.

67C2975H03

EL-Nummer (Norway)

4398520

Accessories, Front connections, This connection kit comes with front terminals for connection to the cassette. The circuit-breaker can be connected directly with CU bars on the rear flanged connection. If necessary, the optional front terminals can be installed before the circuit-breaker is installed in the enclosure. This way, the final connection to the circuit-breaker can be made from the front., Installation type Withdrawable, Rated current In 800 - 1600 A, Pole 3, For use with IZMX40...3...08W, IZMX40...3...10W, IZMX40...3...12W, IZMX40...3...16W, INX40...3...08W, INX40...3...10W, INX40...3...12W, INX40...3...16W

- [Delivery program](#)
- [Design verification as per IEC/EN 61439](#)
- [Technical data ETIM 7.0](#)
- [Dimensions](#)

Delivery program

Product range

Accessories

Accessories

Main terminal kits

Accessories

Front connections

This connection kit comes with front terminals for connection to the cassette. The circuit-breaker can be connected directly with CU bars on the rear flanged connection. If necessary, the optional front terminals can be installed before the circuit-breaker is installed in the enclosure. This way, the final connection to the circuit-breaker can be made from the front.

Rated current [I_n]

800 - 1600 A

Pole

3

For use with

IZMX40...3...08W

IZMX40...3...10W

IZMX40...3...12W

IZMX40...3...16W

INX40...3...08W

INX40...3...10W

INX40...3...12W

INX40...3...16W

Information about equipment supplied

Each set includes the connections for top and bottom 3-pole for 6 connections, 4-pole for 8 connections

Screws, washers, and supports are included as standard.

Installation type
Withdrawable

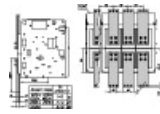
Design verification as per IEC/EN 61439

Operating ambient temperature min.
-25 °C
Operating ambient temperature max.
+70 °C

Technical data ETIM 7.0

Low-voltage industrial components (EG000017) / Connection vane/phase spreader (EC002019)
Electric engineering, automation, process control engineering / Low-voltage switch technology / Component for low-voltage switching technology / Connection vane/phase spreader (ec1@ss10.0.1-27-37-13-05 [ACN990012])
Suitable for number of poles
3

Dimensions



CAD data

- [Product-specific CAD data](#)
(Web)
- [3D Preview](#)
(Web)

DWG files

- [DA-CD-izmx_tf403_1600](#)
File
(Web)


edz files

- [DA-CE-ETN.IZMX-TF403-1600W-1](#)
File
(Web)

Step files

- [DA-CS-izmx_tf403_1600](#)
File
(Web)

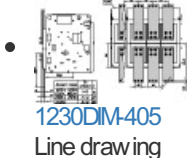
Product photo

- 
[wa_sg03216](#)
Photo
Front terminals

3D drawing

- 
[1230DRW-1069](#)
Line drawing

Dimensions single product



Download-Center

- [Download-Center \(this item\)](#)
Eaton EMEA Download-Center - download data for this item
- [Download-Center](#)
Eaton EMEA Download-Center

 [Generate data sheet in PDF format](#)

 [Generate data sheet in Excel format](#)

 [Write a comment](#)

[Imprint](#) [Privacy Policy](#) [Legal Disclaimer](#) [Terms and Conditions](#)
© 2022 by Eaton Industries GmbH