

Select your language

- German
- English
- Spanish
- French
- Dutch
- Italian
- Polish
- Czech
- Russian
- Norwegian Bokmål

Worldwide English



IZMX-TF403-1600F-1 - Connections, front, 1600A, IZMX40, 3 p, fixed mounted design



184174 IZMX-TF403-1600F-1

[Overview](#) [Specifications](#) [Resources](#)



# 184174 IZMX-TF403-1600F-1

Connections, front, 1600A, IZMX40, 3 p, fixed mounted design

Alternate Catalog No.

67C2975H04

EL-Nummer (Norway)

4398517

Accessories, Front connections, This connection kit comes with front terminals for connection to the circuit-breaker. The circuit-breaker can be connected directly with CU bars on the rear flanged connection. If necessary, the optional front terminals can be installed before the circuit-breaker is installed in the enclosure. This way, the final connection to the circuit-breaker can be made from the front., Installation type Fixed, Rated current In 800 - 1600 A, Pole 3, For use with IZMX40...3...08F, IZMX40...3...10F, IZMX40...3...12F, IZMX40...3...16F, INX40...3...08F, INX40...3...10F, INX40...3...12F, INX40...3...16F

- [Delivery program](#)
- [Design verification as per IEC/EN 61439](#)
- [Technical data ETIM 7.0](#)
- [Dimensions](#)

## Delivery program

Product range

Accessories

Accessories

Main terminal kits

Accessories

Front connections

This connection kit comes with front terminals for connection to the circuit-breaker. The circuit-breaker can be connected directly with CU bars on the rear flanged connection. If necessary, the optional front terminals can be installed before the circuit-breaker is installed in the enclosure. This way, the final connection to the circuit-breaker can be made from the front.

Rated current [I<sub>n</sub>]

800 - 1600 A

Pole

3

For use with

IZMX40...3...08F

IZMX40...3...10F

IZMX40...3...12F

IZMX40...3...16F

INX40...3...08F

INX40...3...10F

INX40...3...12F

INX40...3...16F

Information about equipment supplied

Each set includes the connections for top and bottom 3-pole for 6 connections, 4-pole for 8 connections

Screws, washers, and supports are included as standard.

Installation type  
Fixed

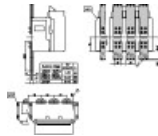
## Design verification as per IEC/EN 61439

Operating ambient temperature min.  
-25 °C  
Operating ambient temperature max.  
+70 °C

## Technical data ETIM 7.0

Low-voltage industrial components (EG000017) / Connection vane/phase spreader (EC002019)  
Electric engineering, automation, process control engineering / Low-voltage switch technology / Component for low-voltage switching technology / Connection vane/phase spreader (ec1@ss10.0.1-27-37-13-05 [ACN990012])  
Suitable for number of poles  
3

## Dimensions



Contact surface flange terminal

## CAD data

- [Product-specific CAD data](#)  
(Web)
- [3D Preview](#)  
(Web)

## DWG files

- [DA-CD-izmx\\_tf403\\_1600](#)  
File  
(Web)

## edz files

- [DA-CE-ETN.IZMX-TF403-1600F-1](#)  
File  
(Web)

## Step files

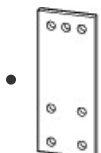
- [DA-CS-izmx\\_tf403\\_1600](#)  
File  
(Web)

## Product photo

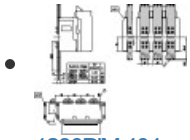


- [wa\\_sg03316](#)  
Photo  
Front terminals

## 3D drawing



## Dimensions single product



1230DIM-404

Line drawing

Contact surface flange terminal

## Download-Center

- [Download-Center \(this item\)](#)  
Eaton EMEA Download-Center - download data for this item
- [Download-Center](#)  
Eaton EMEA Download-Center



[Generate data sheet in PDF format](#)



[Generate data sheet in Excel format](#)



[Write a comment](#)

[Imprint](#) [Privacy Policy](#) [Legal Disclaimer](#) [Terms and Conditions](#)

© 2022 by Eaton Industries GmbH

