

Select your language

- German
- English
- Spanish
- French
- Dutch
- Italian
- Polish
- Czech
- Russian
- Norwegian Bokmål

Worldwide English



IZMX-THV403-1 - Connection 3p horizontal/vertical, 3200A



183974 IZMX-THV403-1

[Overview](#) [Specifications](#) [Resources](#)



183974 IZMX-THV403-1

Connection 3p horizontal/vertical, 3200A

Alternate Catalog No.

65A3137G13

EL-Nummer (Norway)

4398384

Accessories, Horizontal and vertical connections, Cu bars can be connected directly to the circuit-breaker's flanged connections., This connector kit includes T-shaped adapters for all main terminals. These adapters can be mounted horizontally or vertically on circuit-breakers with ratings of up to 3,200 A., Rated current In 800 - 3200 A, Pole 3, For use with IZMX40...3...08..., IZMX40...3...10..., IZMX40...3...12..., IZMX40...3...16..., IZMX40...3...20..., IZMX40...3...25..., IZMX40...3...32..., INX40...3...08..., INX40...3...10..., INX40...3...12..., INX40...3...16..., INX40...3...20..., INX40...3...25..., INX40...3...32...

- [Delivery program](#)
- [Design verification as per IEC/EN 61439](#)
- [Technical data ETIM 7.0](#)
- [Dimensions](#)

Delivery program

Product range

Accessories

Accessories

Main terminal kits

Accessories

Horizontal and vertical connections

Cu bars can be connected directly to the circuit-breaker's flanged connections.

This connector kit includes T-shaped adapters for all main terminals. These adapters can be mounted horizontally or vertically on circuit-breakers with ratings of up to 3,200 A.

Rated current [I_n]

800 - 3200 A

Pole

3

For use with

IZMX40...3...08...

IZMX40...3...10...

IZMX40...3...12...

IZMX40...3...16...

IZMX40...3...20...

IZMX40...3...25...

IZMX40...3...32...

INX40...3...08...

INX40...3...10...

INX40...3...12...

INX40...3...16...

INX40...3...20...

INX40...3...25...

INX40...3...32...

Information about equipment supplied

Main terminals are not supplied as standard with the basic devices and cassettes.

Each set includes the connections for top and bottom. 3-pole= 6 connections; 4-pole= 8 connections, including

accessories for mounting on the flanged circuit-breaker connection.

Design verification as per IEC/EN 61439

Operating ambient temperature min.

-25 °C

Operating ambient temperature max.

+70 °C

Technical data ETIM 7.0

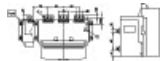
Low-voltage industrial components (EG000017) / Connection vane/phase spreader (EC002019)

Electric engineering, automation, process control engineering / Low-voltage switch technology / Component for low-voltage switching technology / Connection vane/phase spreader (ec1@ss10.0.1-27-37-13-05 [ACN990012])

Suitable for number of poles

3

Dimensions



Contact surface flange terminal



Contact surface flange terminal



Contact surface flange terminal



Contact surface flange terminal

CAD data

- [Product-specific CAD data](#)
(Web)
- [3D Preview](#)
(Web)

DWG files

- [DA-CD-imx_thv_3200a_3p](#)
File
(Web)

edz files

- [DA-CE-ETN.IZMX-THV403-1](#)
File
(Web)

Step files

- [DA-CS-imx_thv_3200a_3p](#)
File
(Web)

Product photo



[sg06618](#)

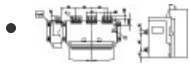
Photo

Connection, 3p, horizontal/vertical, 3200A

3D drawing

-

Dimensions single product



[1230DIM-406](#)

Line drawing

Contact surface flange terminal



[1230DIM-407](#)

Line drawing

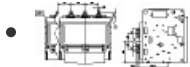
Contact surface flange terminal



[1230DIM-408](#)

Line drawing

Contact surface flange terminal



[1230DIM-409](#)


Line drawing


Contact surface flange terminal

Download-Center

- [Download-Center \(this item\)](#)
Eaton EMEA Download-Center - download data for this item
- [Download-Center](#)
Eaton EMEA Download-Center

 [Generate data sheet in PDF format](#)

 [Generate data sheet in Excel format](#)

 [Write a comment](#)

[Imprint Privacy Policy Legal Disclaimer Terms and Conditions](#)

© 2022 by Eaton Industries GmbH