

Select your language

- German
- English
- Spanish
- French
- Dutch
- Italian
- Polish
- Czech
- Russian
- Norwegian Bokmål

Worldwide English




IZMX-CAS163-1600-SEC-1 - Cassette 1600A, IZMX163 m control cable connection



183941 IZMX-CAS163-1600-SEC-1

[Overview](#) [Specifications](#) [Resources](#)



183941 IZMX-CAS163-1600-SEC-1

Cassette 1600A, IZMX163 m control cable connection

EL-Nummer (Norway) 4398350

Accessories, Cassettes, Equipment supplied: arcing chamber cover, terminal blocks fully populated, Installation type Withdrawable, Rated current In bis 1600 A, Pole 3, For use with IZMX16...3...W, INX16...3...W, Control circuit terminal

- [Delivery program](#)
- [Design verification as per IEC/EN 61439](#)
- [Technical data ETIM 7.0](#)
- [Dimensions](#)

Delivery program

Product range
Accessories
Accessories
Withdrawable units
Accessories
Cassettes
Equipment supplied: arcing chamber cover, terminal blocks fully populated
Rated current [I_n]
bis 1600 A
Pole
3
For use with
IZMX16...3...W
INX16...3...W
Instructions
With control conductor terminals fully fitted.
Information about equipment supplied
with arcing chamber cover
Control circuit terminal
Installation type
Withdrawable

Design verification as per IEC/EN 61439

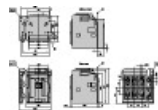
Operating ambient temperature min.

-25 °C
Operating ambient temperature max.
+70 °C

Technical data ETIM 7.0

Low-voltage industrial components (EG000017) / Chassis part power circuit breaker (EC002043)
Electric engineering, automation, process control engineering / Low-voltage switch technology / Circuit breaker (LV < 1 kV) / Chassis part circuit breaker (ecl@ss10.0.1-27-37-04-22 [ACN955011])
Rated current I_n
1600 A
Number of poles
3
Version as busbar adapter
No
Version as built-in device
Yes
Type of electrical connection of main circuit
Rail connection

Dimensions



- Door
- Contact surface flange terminal

CAD data

- [Product-specific CAD data](#)
(Web)
- [3D Preview](#)
(Web)

DWG files

- [DA-CD-izmx16_cas](#)
File
(Web)


edz files

- [DA-CE-ETN.IZMX-CAS163-1600-SEC-1](#)
File
(Web)

Step files

- [DA-CS-izmx16_cas](#)
File
(Web)

Product photo



1230PIC-1227
Photo

3D drawing



1230DRV-982

Line drawing

Dimensions single product



1230DIM-384

Line drawing

Door

Contact surface flange terminal

Download-Center

- [Download-Center \(this item\)](#)
Eaton EMEA Download-Center - download data for this item
- [Download-Center](#)
Eaton EMEA Download-Center



[Generate data sheet in PDF format](#)



[Generate data sheet in Excel format](#)



[Write a comment](#)

[Imprint](#) [Privacy Policy](#) [Legal Disclaimer](#) [Terms and Conditions](#)

© 2022 by Eaton Industries GmbH

