



279397
NZM2-XTVDV-0



Overview



Specifications



Resources



[Delivery program >](#)

[Design verification as per IEC/EN 61439 >](#)

[Technical data ETIM 7.0 >](#)

[Approvals >](#)

[Dimensions >](#)

DELIVERY PROGRAM

Product range
Accessories

Accessories
Door coupling rotary handle

Standard/Approval
UL/CSA, IEC

Construction size
NZM2

Description
Door coupling rotary handle for operating the switch through a closed control panel door

Function
Standard, black/grey

Protection class
IP66
UL/CSA Type 4X, Type 12

Locking facility
lockable on the handle on the switch using up to 3
padlocks
Modifiable on handle in I position as well
With door interlock

Door interlock
Not defeated in the locked OFF and ON positions
Can be modified in the unlocked ON position
Can be modified such that it can be defeated from
the outside using a screw driver
Door can be opened in OFF

Project planning information
Complete including rotary drive and coupling parts
For extremely narrow fittings
With special short extension shaft
Cannot be combined with NZM...XDZ additional
handle
External warning plate/designation label can be
clipped on.

For use with
NZM2(-4), FN2(-4), N(S)2(-4)

lockable
double

Notes

Circuit-breaker can also be installed in a lying
position 90 ° left/right, with the handle still in the
same position.

DESIGN VERIFICATION AS PER IEC/EN 61439

IEC/EN 61439 design verification

10.2 Strength of materials and parts
10.2.2 Corrosion resistance
Meets the product standard's requirements.

10.2 Strength of materials and parts
10.2.3.1 Verification of thermal stability of
enclosures
Meets the product standard's requirements.

10.2 Strength of materials and parts
10.2.3.2 Verification of resistance of insulating materials to normal heat
Meets the product standard's requirements.

10.2 Strength of materials and parts
10.2.3.3 Verification of resistance of insulating materials to abnormal heat and fire due to internal electric effects
Meets the product standard's requirements.

10.2 Strength of materials and parts
10.2.4 Resistance to ultra-violet (UV) radiation
Meets the product standard's requirements.

10.2 Strength of materials and parts
10.2.5 Lifting
Does not apply, since the entire switchgear needs to be evaluated.

10.2 Strength of materials and parts
10.2.6 Mechanical impact
Does not apply, since the entire switchgear needs to be evaluated.

10.2 Strength of materials and parts
10.2.7 Inscriptions
Meets the product standard's requirements.

10.3 Degree of protection of ASSEMBLIES
Does not apply, since the entire switchgear needs to be evaluated.

10.4 Clearances and creepage distances
Meets the product standard's requirements.

10.5 Protection against electric shock
Does not apply, since the entire switchgear needs to be evaluated.

10.6 Incorporation of switching devices and components
Does not apply, since the entire switchgear needs to be evaluated.

10.7 Internal electrical circuits and connections
Is the panel builder's responsibility.

10.8 Connections for external conductors
Is the panel builder's responsibility.

10.9 Insulation properties
10.9.2 Power-frequency electric strength
Is the panel builder's responsibility.

10.9 Insulation properties
10.9.3 Impulse withstand voltage
Is the panel builder's responsibility.

10.9 Insulation properties
10.9.4 Testing of enclosures made of insulating material
Is the panel builder's responsibility.

10.10 Temperature rise
The panel builder is responsible for the temperature rise calculation. Eaton will provide heat dissipation data for the devices.

10.11 Short-circuit rating
Is the panel builder's responsibility. The specifications for the switchgear must be observed.

10.12 Electromagnetic compatibility
Is the panel builder's responsibility. The specifications for the switchgear must be observed.

10.13 Mechanical function
The device meets the requirements, provided the information in the instruction leaflet (IL) is observed.

TECHNICAL DATA ETIM 7.0

Low-voltage industrial components (EG000017) / Handle for power circuit breaker (EC000229)

Electric engineering, automation, process control engineering / Low-voltage switch technology / Circuit breaker (LV < 1 kV) / Handle for switch devices (ecl@ss10.0.1-27-37-04-14 [AKF012014])

Lockable

Yes

Colour
Black

Suitable for emergency stop
No

With extension shaft
No

Suitable for power circuit breaker
Yes

Suitable for switch disconnecter
Yes

APPROVALS

Product Standards
UL489; CSA-C22.2 No. 5-09; IEC60947, CE marking

UL File No.
E140305

UL Category Control No.
DIHS

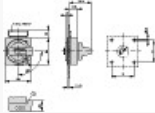
CSA File No.
022086

CSA Class No.
1437-01

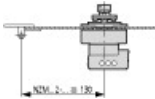
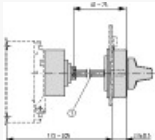
North America Certification
UL listed, CSA certified

Degree of Protection
IEC: IP66, UL/CSA Type 4X, 12

DIMENSIONS



d
 $d \ 1/2 = 4 - 8$
 $d \ 3/4 = 6 - 8$
 $b \geq 34$



Minimum door coupling rotary handle clearance from door pivot point



