

Select your language

- German
- English
- Spanish
- French
- Dutch
- Italian
- Polish
- Czech
- Russian
- Norwegian Bokmål

Worldwide English



NZM1-XKA - Tunnel terminal, 3p, 1 switch side, size 1



266730 NZM1-XKA

[Overview](#) [Specifications](#) [Resources](#)



## 266730 NZM1-XKA

Tunnel terminal, 3p, 1 switch side, size 1

EL-Nummer (Norway)

4358881

Optional accessories for the circuit-breaker series NZM offers a comprehensive portfolio of application options for use world wide. The mounting is always flexible and easy thanks to the modular function groups. Notes: part no. contains parts for a terminal located at top or bottom for 3 or 4 pole switches. A standard with control circuit terminal for 1x0.75-2.5 mm<sup>2</sup> (18-14 AWG) or 2x0.75-1.5 mm<sup>2</sup> (18-14 AWG) copper conductors. Fitted outside the switch housing use ferrules with flexible and highly flexible conductors. Max. cross section shown can only be connected when flexible and without ferrules. Cover NZM1(-4)-XKSA must be fitted (included as standard). Can be used for: NZM1, FN1, N(S)1

- Delivery program
- Design verification as per IEC/EN 61439
- Technical data ETIM 7.0
- Approvals
- Dimensions

### Delivery program

Standard/Approval

UL/CSA, IEC

Number of conductors

3 pole

Accessories

Tunnel terminal

Rated current [I<sub>n</sub>]

□ 160 A

For use with

NZM1, FN1, N(S)1

Terminal capacities

Type of conductorCu/Al cable

Copper cable

Al cable

Terminal capacitiesStranded

1 x 16 - 95 mm<sup>2</sup>

AWG/kcmil

1 x 6 - 3/0 mm<sup>2</sup>

#### Notes

Type contains parts for a terminal located at top or bottom for 3 or 4-pole circuit-breakers.

A standard with control circuit terminal for 1 x 0.75 - 2.5 mm<sup>2</sup> (18 - 14 AWG) or 2 x 0.75 - 1.5 mm<sup>2</sup> (18 - 14 AWG) copper conductors.

Fitted outside the switch housing

Use with flexible and highly flexible conductors ferrules. Maximum specified cross-section can only be connected when stranded and without ferrules.

Mounting of the cover NZM1(-4)-XKSA obligatory (supplied).

## Design verification as per IEC/EN 61439

IEC/EN 61439 design verification

10.2 Strength of materials and parts 10.2.2 Corrosion resistance

Meets the product standard's requirements.

10.2 Strength of materials and parts 10.2.3.1 Verification of thermal stability of enclosures

Meets the product standard's requirements.

10.2 Strength of materials and parts 10.2.3.2 Verification of resistance of insulating materials to normal heat

Meets the product standard's requirements.

10.2 Strength of materials and parts 10.2.3.3 Verification of resistance of insulating materials to abnormal heat and fire due to internal electric effects

Meets the product standard's requirements.

10.2 Strength of materials and parts 10.2.4 Resistance to ultra-violet (UV) radiation

Meets the product standard's requirements.

10.2 Strength of materials and parts 10.2.5 Lifting

Does not apply, since the entire switchgear needs to be evaluated.

10.2 Strength of materials and parts 10.2.6 Mechanical impact

Does not apply, since the entire switchgear needs to be evaluated.

10.2 Strength of materials and parts 10.2.7 Inscriptions

Meets the product standard's requirements.

10.3 Degree of protection of ASSEMBLIES

Does not apply, since the entire switchgear needs to be evaluated.

10.4 Clearances and creepage distances

Meets the product standard's requirements.

10.5 Protection against electric shock

Does not apply, since the entire switchgear needs to be evaluated.

10.6 Incorporation of switching devices and components

Does not apply, since the entire switchgear needs to be evaluated.

10.7 Internal electrical circuits and connections

Is the panel builder's responsibility.

10.8 Connections for external conductors

Is the panel builder's responsibility.

10.9 Insulation properties 10.9.2 Power-frequency electric strength

Is the panel builder's responsibility.

10.9 Insulation properties 10.9.3 Impulse withstand voltage

Is the panel builder's responsibility.

10.9 Insulation properties 10.9.4 Testing of enclosures made of insulating material

Is the panel builder's responsibility.

10.10 Temperature rise

The panel builder is responsible for the temperature rise calculation. Eaton will provide heat dissipation data for the devices.

10.11 Short-circuit rating

Is the panel builder's responsibility. The specifications for the switchgear must be observed.

10.12 Electromagnetic compatibility

Is the panel builder's responsibility. The specifications for the switchgear must be observed.

10.13 Mechanical function

The device meets the requirements, provided the information in the instruction leaflet (IL) is observed.

## Technical data ETIM 7.0

Low-voltage industrial components (EG000017) / Wiring set for power circuit breaker (EC002050)

Electric engineering, automation, process control engineering / Low-voltage switch technology / Circuit breaker (LV < 1 kV) / Wiring set for circuit breaker (ecl@ss10.0.1-27-37-04-24 [ACN957011])

Suitable for number of poles

3

Model

Other

## Approvals

Product Standards

UL489; CSA-C22.2 No. 5-09; IEC60947, CE marking

UL File No.

E31593

UL Category Control No.

DIHS

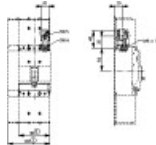
CSA File No.

022086

CSA Class No.

1437-01  
North America Certification  
UL listed, CSA certified  
Suitable for  
Refer to main component information

## Dimensions



- 3 pole
- 4 pole

## CAD data

- [Product-specific CAD data](#)  
(Web)
- [3D Preview](#)  
(Web)

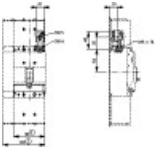
## DWG files

- [DA-CD-nzrm1\\_xka](#)  
File  
(Web)

## Step files

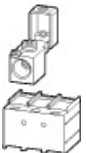
- [DA-CS-nzrm1\\_xka](#)  
File  
(Web)

## Dimensions single product



- [123X307](#)  
Line drawing  
Tunnel terminal  
 3 pole  
 4 pole

## 3D drawing



- [123I678](#)  
Line drawing  
Tunnel terminal

## Product photo



- [1230PIC-683](#)  
Photo

# Instruction Leaflet

- [IL01219013Z](#)  
Asset  
(PDF, Language independent)

# Download-Center

- [Download-Center \(this item\)](#)  
Eaton EMEA Download-Center - download data for this item
- [Download-Center](#)  
Eaton EMEA Download-Center

 [Generate data sheet in PDF format](#)

 [Generate data sheet in Excel format](#)

 [Write a comment](#)

[Imprint](#) [Privacy Policy](#) [Legal Disclaimer](#) [Terms and Conditions](#)

© 2022 by Eaton Industries GmbH

