

Select your language

- German
- English
- Spanish
- French
- Dutch
- Italian
- Polish
- Czech
- Russian
- Norwegian Bokmål

Worldwide English




NZMB-4-XKSA - Cover, 4p, for screw connection



266801 NZMB-4-XKSA

[Overview](#) [Specifications](#) [Resources](#)



266801 NZMB-4-XKSA

Cover, 4p, for screw connection

EL-Nummer (Norway)

4358877

Optional accessories for the circuit-breaker series NZM offers a comprehensive portfolio of application options for use world wide. The mounting is always flexible and easy thanks to the modular function groups. Notes: part no. contains parts for a terminal located at top or bottom for 3 or 4 pole switches. Insulation/protection against direct contact where cable lugs, busbars or tunnel terminals are used. Included in the set with tunnel terminals. when using insulated conductor material to IP1X. Can be used for: NZMB(-4), FNB(-4), N(NO)3(-4)

- [Delivery program](#)
- [Design verification as per IEC/EN 61439](#)
- [Technical data ETIM 7.0](#)
- [Dimensions](#)

Delivery program

Accessories
Terminal cover
Number of conductors
4 pole
Accessories
Terminal cover
For use with
NZMB(-4), FNB(-4), N(S)3(-4)

Notes

Type contains parts for a terminal located at top or bottom for 4 pole circuit-breakers.

Insulation/protection against direct contact where cable lugs or busbars are connected or tunnel terminals are used.

Included in the set with tunnel terminals.

When using insulated conductor material to IP1X.

Design verification as per IEC/EN 61439

IEC/EN 61439 design verification

10.2 Strength of materials and parts 10.2.2 Corrosion resistance

Meets the product standard's requirements.

10.2 Strength of materials and parts 10.2.3.1 Verification of thermal stability of enclosures

Meets the product standard's requirements.

10.2 Strength of materials and parts 10.2.3.2 Verification of resistance of insulating materials to normal heat

Meets the product standard's requirements.

10.2 Strength of materials and parts 10.2.3.3 Verification of resistance of insulating materials to abnormal heat and fire due to internal electric effects

Meets the product standard's requirements.

10.2 Strength of materials and parts 10.2.4 Resistance to ultra-violet (UV) radiation

Meets the product standard's requirements.

10.2 Strength of materials and parts 10.2.5 Lifting

Does not apply, since the entire switchgear needs to be evaluated.

10.2 Strength of materials and parts 10.2.6 Mechanical impact
Does not apply, since the entire switchgear needs to be evaluated.

10.2 Strength of materials and parts 10.2.7 Inscriptions
Meets the product standard's requirements.

10.3 Degree of protection of ASSEMBLIES
Does not apply, since the entire switchgear needs to be evaluated.

10.4 Clearances and creepage distances
Meets the product standard's requirements.

10.5 Protection against electric shock
Does not apply, since the entire switchgear needs to be evaluated.

10.6 Incorporation of switching devices and components
Does not apply, since the entire switchgear needs to be evaluated.

10.7 Internal electrical circuits and connections
Is the panel builder's responsibility.

10.8 Connections for external conductors
Is the panel builder's responsibility.

10.9 Insulation properties 10.9.2 Power-frequency electric strength
Is the panel builder's responsibility.

10.9 Insulation properties 10.9.3 Impulse withstand voltage
Is the panel builder's responsibility.

10.9 Insulation properties 10.9.4 Testing of enclosures made of insulating material
Is the panel builder's responsibility.

10.10 Temperature rise
The panel builder is responsible for the temperature rise calculation. Eaton will provide heat dissipation data for the devices.

10.11 Short-circuit rating
Is the panel builder's responsibility. The specifications for the switchgear must be observed.

10.12 Electromagnetic compatibility
Is the panel builder's responsibility. The specifications for the switchgear must be observed.

10.13 Mechanical function
The device meets the requirements, provided the information in the instruction leaflet (IL) is observed.

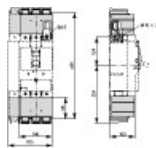
Technical data ETIM 7.0

Low-voltage industrial components (EG000017) / Phase separation plate for power circuit breaker (EC002035)
Electric engineering, automation, process control engineering / Low-voltage switch technology / Circuit breaker (LV < 1 kV) / Phase separation plate for circuit breaker (ecl@ss10.0.1-27-37-04-25 [ACN959011])

Model

Other

Dimensions



CAD data

- [Product-specific CAD data](#)
(Web)
- [3D Preview](#)
(Web)

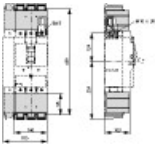
DWG files

- [DA-CD-nzm3_4p_xksa](#)
File
(Web)

Step files

- [DA-CS-nzm3_4p_xksa](#)
File
(Web)

Dimensions single product

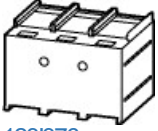


123X338

Line drawing

Cover for screw terminals

3D drawing



123I376

Line drawing

Cover for screw terminals

Product photo



1230PIC-1353

Photo


Instruction Leaflet

- [IL01208010Z](#)
Asset
(PDF, Language independent)

Download-Center

- [Download-Center \(this item\)](#)
Eaton EMEA Download-Center - download data for this item
- [Download-Center](#)
Eaton EMEA Download-Center

 [Generate data sheet in PDF format](#)

 [Generate data sheet in Excel format](#)

 [Write a comment](#)

[Imprint](#) [Privacy Policy](#) [Legal Disclaimer](#) [Terms and Conditions](#)

© 2022 by Eaton Industries GmbH