

Select your language

- German
- English
- Spanish
- French
- Dutch
- Italian
- Polish
- Czech
- Russian
- Norwegian Bokmål

Worldwide English




NZMB-XKC - Box terminal, 3p, up to 630 A



260042 NZMB-XKC

[Overview](#) [Specifications](#) [Resources](#)



260042 NZMB-XKC

Box terminal, 3p, up to 630 A

EL-Nummer (Norway)

4358805

Optional accessories for the circuit-breaker series NZM offers a comprehensive portfolio of application options for use world wide. The mounting is always flexible and easy thanks to the modular function groups. Notes: part no. suffix and part no. contain parts for a circuit-breaker side at top or bottom for 3 or 4 pole circuit-breakers. Conversion kit for circuit-breaker with screw connection. Fitted within the switch housing. O = for fitting at the top. U = for fitting at the bottom. U e □ 525 VAC. use NZMB(-4)-XKSA cover. Use ferrules with flexible and highly flexible conductors., observe limited terminal capacity through sleeve. Can be used for: NZMB(-4), FN3(-4), N(NO)3(-4)

- Delivery program
- Design verification as per IEC/EN 61439
- Technical data ETIM 7.0
- Approvals
- Dimensions

Delivery program

Number of conductors

3 pole

Accessories

Box terminal

Rated current [I_n]

□ 630 A

For use with

NZMB(-4), FN3(-4), N(S)3(-4)

Terminal capacities

Type of conductor Cu/Al cable

Cu cable

Terminal capacities flexible

1 x 35 - 240

2 x 16 - 120 mm²

AWG/kcmil

1 x 2 - 500 mm²

Terminal capacities

Cu strip (number of segments x width x segment thickness)

up to 500 A:

min. 6 x 16 x 0.8

max. 10 x 24 x 1.0

Or

max. 11 x 21 x 1.0

630 A: 10 x 24 x 1.0 + 5 x 24 x 1.0 oder (2 x) 8 x 24 x 1.0 mm²

Notes

Type suffix and type contain parts for a circuit-breaker side at top or bottom for 3 or 4-pole circuit-breakers.

Conversion kit for circuit-breaker with screw connection.

Fitted within the switch housing

O = for fitting at the top

U= for fitting at the bottom

U_e □ 525 V AC

- Use NZMB(-4)-XKSA cover.

Use with flexible and highly flexible conductors ferrules, note the max. terminal capacity when using ferrules.

Design verification as per IEC/EN 61439

IEC/EN 61439 design verification

10.2 Strength of materials and parts 10.2.2 Corrosion resistance

Meets the product standard's requirements.

10.2 Strength of materials and parts 10.2.3.1 Verification of thermal stability of enclosures

Meets the product standard's requirements.

10.2 Strength of materials and parts 10.2.3.2 Verification of resistance of insulating materials to normal heat

Meets the product standard's requirements.

10.2 Strength of materials and parts 10.2.3.3 Verification of resistance of insulating materials to abnormal heat and fire due to internal electric effects

Meets the product standard's requirements.

10.2 Strength of materials and parts 10.2.4 Resistance to ultra-violet (UV) radiation

Meets the product standard's requirements.

10.2 Strength of materials and parts 10.2.5 Lifting

Does not apply, since the entire switchgear needs to be evaluated.

10.2 Strength of materials and parts 10.2.6 Mechanical impact

Does not apply, since the entire switchgear needs to be evaluated.

10.2 Strength of materials and parts 10.2.7 Inscriptions

Meets the product standard's requirements.

10.3 Degree of protection of ASSEMBLIES

Does not apply, since the entire switchgear needs to be evaluated.

10.4 Clearances and creepage distances

Meets the product standard's requirements.

10.5 Protection against electric shock

Does not apply, since the entire switchgear needs to be evaluated.

10.6 Incorporation of switching devices and components

Does not apply, since the entire switchgear needs to be evaluated.

10.7 Internal electrical circuits and connections

Is the panel builder's responsibility.

10.8 Connections for external conductors

Is the panel builder's responsibility.

10.9 Insulation properties 10.9.2 Power-frequency electric strength

Is the panel builder's responsibility.

10.9 Insulation properties 10.9.3 Impulse withstand voltage

Is the panel builder's responsibility.

10.9 Insulation properties 10.9.4 Testing of enclosures made of insulating material

Is the panel builder's responsibility.

10.10 Temperature rise

The panel builder is responsible for the temperature rise calculation. Eaton will provide heat dissipation data for the devices.

10.11 Short-circuit rating

Is the panel builder's responsibility. The specifications for the switchgear must be observed.

10.12 Electromagnetic compatibility

Is the panel builder's responsibility. The specifications for the switchgear must be observed.

10.13 Mechanical function

The device meets the requirements, provided the information in the instruction leaflet (IL) is observed.

Technical data ETIM 7.0

Low-voltage industrial components (EG000017) / Wiring set for power circuit breaker (EC002050)

Electric engineering, automation, process control engineering / Low-voltage switch technology / Circuit breaker (LV < 1 kV) / Wiring set for circuit breaker (ecl@ss10.0.1-27-37-04-24 [ACN957011])

Suitable for number of poles

3

Model

Other

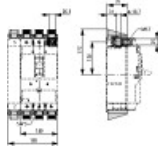
Approvals

Product Standards

UL489; CSA-C22.2 No. 5-09; IEC60947, CE marking

UL File No.
E31593
UL Category Control No.
DIHS
CSA File No.
022086
CSA Class No.
1432-01
North America Certification
UL listed, CSA certified
Suitable for
Refer to main component information

Dimensions



CAD data

- [Product-specific CAD data](#)
(Web)
- [3D Preview](#)
(Web)

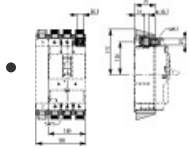
DWG files

- [DA-CD-nzm3_xkc](#)
File
(Web)

Step files

- [DA-CS-nzm3_xkc](#)
File
(Web)

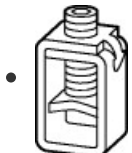
Dimensions single product



123X340

Line drawing
Box terminal

3D drawing



123482

Line drawing
Pluggable motor connection for size 1

Product photo



1230PIC-725

Photo

Instruction Leaflet

- [IL01208008Z](#)
Asset
NZMB(-4)-XK
(PDF, 01/21, Language independent)

Download-Center

- [Download-Center \(this item\)](#)
Eaton EMEA Download-Center - download data for this item
- [Download-Center](#)
Eaton EMEA Download-Center

 [Generate data sheet in PDF format](#)

 [Generate data sheet in Excel format](#)

 [Write a comment](#)

[Imprint](#) [Privacy Policy](#) [Legal Disclaimer](#) [Terms and Conditions](#)

© 2022 by Eaton Industries GmbH

