

RMQ16 MODULAR PILOT DEVICES
088303


Overview


Specifications


Resources

How to




Photo is representative

088303

Eaton Moeller® series RMQ16 Indicator light, flush

How to buy

[Configure pilot devices online](#)

Designed to work together

Discover other Eaton products and accessories built to enhance this product.

046299

Eaton Moeller® series RMQ16 Surface mounting enclosure, 8 mounting locations

089247

Eaton Moeller® series RMQ16 Filament lamp, 24-28V, W2x4, 6 d, 1W

208724

Eaton Moeller® series RMQ16 LED, W2x4.6d, 18-30VDC, 7-12.5mA, yellow

036976

Eaton Moeller® series RMQ16 plug, black, IP65_x Q25BS

[View more](#)

[View less](#)

General specifications	>	PRODUCT NAME	Eaton Moeller® series RMQ16 Indicator light
		CATALOG NUMBER	088303
Product specifications	>	MODEL CODE	Q18LF-GE
		EAN	4015080883036
		PRODUCT LENGTH/DEPTH	59 mm
		PRODUCT HEIGHT	18 mm
		PRODUCT WIDTH	18 mm
		PRODUCT WEIGHT	0.009 kg
		CERTIFICATIONS	UL Category Control No.: NKCR CSA File No.: 46552 UL CE UL File No.: E29184 CSA CSA Class No.: 3211-03 IEC/EN 60947-5 UL 508 CSA-C22.2 No. 14-05 IEC/EN 60947

PRODUCT SPECIFICATIONS

RATED OPERATIONAL CURRENT FOR SPECIFIED HEAT DISSIPATION (IN)	0 A
10.11 SHORT-CIRCUIT RATING	Is the panel builder's responsibility. The specifications must be observed.
AMBIENT OPERATING TEMPERATURE (ENCLOSED) - MIN	-25 °C
OPENING DIAMETER	16 mm
TERMINAL SIZE	2.8 x 0.8 mm to DIN 46244, Blade terminal 2.8 x 0.8 mm to DIN 46247 and IEC 60760, Fast-c
10.4 CLEARANCES AND CREEPAGE DISTANCES	Meets the product standard's requirements.
10.12 ELECTROMAGNETIC COMPATIBILITY	Is the panel builder's responsibility. The specifications must be observed.
10.2.5 LIFTING	Does not apply, since the entire switchgear needs to
DESIGN	Flat
AMBIENT OPERATING TEMPERATURE (ENCLOSED) - MAX	40 °C
10.2.3.1 VERIFICATION OF THERMAL STABILITY OF ENCLOSURES	Meets the product standard's requirements.


FITTED WITH:	Front ring LED W2x4, 6d, max. 30 V, 1 W
DEGREE OF PROTECTION (FRONT SIDE)	IP65
10.8 CONNECTIONS FOR EXTERNAL CONDUCTORS	Is the panel builder's responsibility.
LENS COLOR	Yellow
AMBIENT OPERATING TEMPERATURE - MAX	60 °C
BEZEL COLOR	Black
CLIMATIC PROOFING	Damp heat, constant, to IEC 60068-2-78 Damp heat, cyclic, to IEC 60068-2-30
CONNECTION TO SMARTWIRE-DT	No
STATIC HEAT DISSIPATION, NON-CURRENT-DEPENDENT PVS	0 W
10.9.3 IMPULSE WITHSTAND VOLTAGE	Is the panel builder's responsibility.
AMBIENT OPERATING TEMPERATURE - MIN	-25 °C
10.6 INCORPORATION OF SWITCHING DEVICES AND COMPONENTS	Does not apply, since the entire switchgear needs to
10.5 PROTECTION AGAINST ELECTRIC SHOCK	Does not apply, since the entire switchgear needs to
MOUNTING POSITION	As required
10.13 MECHANICAL FUNCTION	The device meets the requirements, provided the instruction leaflet (IL) is observed.
10.2.6 MECHANICAL IMPACT	Does not apply, since the entire switchgear needs to
10.9.4 TESTING OF ENCLOSURES MADE OF INSULATING MATERIAL	Is the panel builder's responsibility.
10.3 DEGREE OF PROTECTION OF ASSEMBLIES	Does not apply, since the entire switchgear needs to
HEAT DISSIPATION PER POLE, CURRENT-DEPENDENT PVID	0 W
PRODUCT CATEGORY	RMQ16
TERMINAL CAPACITY	0.5 - 1.0 mm ²
EQUIPMENT HEAT DISSIPATION, CURRENT-DEPENDENT PVID	0 W
HEAT DISSIPATION CAPACITY PDISS	0 W
WIDTH OPENING	0 mm
10.2.3.2 VERIFICATION OF RESISTANCE OF INSULATING MATERIALS TO NORMAL HEAT	Meets the product standard's requirements.
10.2.3.3 RESIST. OF INSUL. MAT. TO ABNORMAL HEAT/FIRE BY INTERNAL ELECT. EFFECTS	Meets the product standard's requirements.
BEZEL MATERIAL	Plastic

10.9.2 POWER-FREQUENCY ELECTRIC STRENGTH	Is the panel builder's responsibility.
OVERVOLTAGE CATEGORY	III
DEGREE OF PROTECTION	NEMA 1
OPENING HEIGHT	16 mm
RATED OPERATIONAL VOLTAGE (UE) AT AC - MAX	24 V
POLLUTION DEGREE	3
10.7 INTERNAL ELECTRICAL CIRCUITS AND CONNECTIONS	Is the panel builder's responsibility.
RATED IMPULSE WITHSTAND VOLTAGE (UIMP)	800 V AC
10.10 TEMPERATURE RISE	Not applicable.
SIZE	Front dimensions: 18 x 18 mm
LENS TYPE	Square Flat
TYPE	Indicator lights
10.2.2 CORROSION RESISTANCE	Meets the product standard's requirements.
10.2.4 RESISTANCE TO ULTRA-VIOLET (UV) RADIATION	Please enquire
10.2.7 INSCRIPTIONS	Meets the product standard's requirements.
SUITABLE FOR NUMBER OF BUILT-IN SIGNAL LIGHTS	1
SHOCK RESISTANCE	Mechanical, According to IEC/EN 60068-2-27 40 g, Mechanical, According to IEC/EN 60068-2-27 11 ms
RATED INSULATION VOLTAGE (UI)	250 V



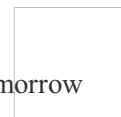
Configurator

RMQ pushbuttons & pilot devices



Machine operation

The human-machine interface of tomorrow



Label Edit

Download ce
"Labeleditor"

Brochures

Catalogs

Certification reports

Drawings

eCAD model

Installation instructions

mCAD model

088303



Eaton is an intelligent power management company dedicated to improving the quality of life and protecting the environment for people everywhere. We are guided by our commitment to do business right, to operate sustainably and to help our customers manage power — today and well into the future. By capitalizing on the global growth trends of electrification and digitalization, we're accelerating the planet's transition to renewable energy and helping to solve the world's most urgent power management challenges.