


RMQ16 MODULAR PILOT DEVICES
086209


Overview


Specifications


Resources

How to buy



086209

Eaton Moeller® series RMQ16 Pushbutton, red, ma

How to buy

[Configure pilot devices online](#)

Photo is representative

Designed to work together

Discover other Eaton products and accessories built to enhance this product.

090351

Eaton Moeller® series E10 Accessory
Contact element, 1 N/O, Front fastening,
Blade terminal

090401

Eaton Moeller® series E01 Contact element,
1 N/C, front mount, screw connection

046299

Eaton Moeller® series RMQ16 Surface
mounting enclosure, 8 mounting locations

036976

Eaton Moeller® series RMQ16
plug, black, IP65_x Q25BS

[View more](#)

[View less](#)

General specifications	>	PRODUCT NAME	Eaton Moeller® series RMQ16 Pushbutton
		CATALOG NUMBER	086209
Product specifications	>	MODEL CODE	Q18DR-RT
		EAN	4015080862093
		PRODUCT LENGTH/DEPTH	50 mm
		PRODUCT HEIGHT	18 mm
		PRODUCT WIDTH	18 mm
		PRODUCT WEIGHT	0.007 kg

CERTIFICATIONS	CE CSA Class No.: 3211-03 IEC/EN 60947-5 CSA UL UL Category Control No.: NKCR CSA File No.: 46552 UL 508 CSA-C22.2 No. 14-05 IEC/EN 60947 UL File No.: E29184 VDE 0660
-----------------------	---------------------------------------------------------------------------------------------------------------------------------------------------------------------------------------------------------

PRODUCT SPECIFICATIONS

RATED OPERATIONAL CURRENT FOR SPECIFIED HEAT DISSIPATION (IN)	0 A
10.11 SHORT-CIRCUIT RATING	Is the panel builder's responsibility. The specifications must be observed.
AMBIENT OPERATING TEMPERATURE (ENCLOSED) - MIN	25 °C
OPENING DIAMETER	16 mm
TERMINAL SIZE	2.8 x 0.8 mm to DIN 46244, Blade terminal 2.8 x 0.8 mm to DIN 46247 and IEC 60760, Fast-c
10.4 CLEARANCES AND CREEPAGE DISTANCES	Meets the product standard's requirements.
10.12 ELECTROMAGNETIC COMPATIBILITY	Is the panel builder's responsibility. The specifications must be observed.
10.2.5 LIFTING	Does not apply, since the entire switchgear needs to
AMBIENT OPERATING TEMPERATURE (ENCLOSED) - MAX	40 °C
DESIGN	Flat
10.2.3.1 VERIFICATION OF THERMAL STABILITY OF ENCLOSURES	Meets the product standard's requirements.


FRONT ELEMENT TYPE	Flat
FITTED WITH:	Front ring
INSCRIPTION	Blank
DEGREE OF PROTECTION (FRONT SIDE)	NEMA 1 IP65
10.8 CONNECTIONS FOR EXTERNAL CONDUCTORS	Is the panel builder's responsibility.
ACTUATING FORCE	4 N
AMBIENT OPERATING TEMPERATURE - MAX	60 °C
BEZEL COLOR	Black
CLIMATIC PROOFING	Damp heat, constant, to IEC 60068-2-78 Damp heat, cyclic, to IEC 60068-2-30
CONNECTION TO SMARTWIRE-DT	No
NUMBER OF COMMAND POSITIONS	1
STATIC HEAT DISSIPATION, NON-CURRENT-DEPENDENT PVS	0 W
10.9.3 IMPULSE WITHSTAND VOLTAGE	Is the panel builder's responsibility.
AMBIENT OPERATING TEMPERATURE - MIN	-25 °C
10.6 INCORPORATION OF SWITCHING DEVICES AND COMPONENTS	Does not apply, since the entire switchgear needs to
10.5 PROTECTION AGAINST ELECTRIC SHOCK	Does not apply, since the entire switchgear needs to
MOUNTING POSITION	As required
ACTUATOR FUNCTION	Maintained Switching function latching
10.13 MECHANICAL FUNCTION	The device meets the requirements, provided the instruction leaflet (IL) is observed.
10.2.6 MECHANICAL IMPACT	Does not apply, since the entire switchgear needs to
10.9.4 TESTING OF ENCLOSURES MADE OF INSULATING MATERIAL	Is the panel builder's responsibility.
10.3 DEGREE OF PROTECTION OF ASSEMBLIES	Does not apply, since the entire switchgear needs to
HEAT DISSIPATION PER POLE, CURRENT-DEPENDENT PVID	0 W
OPERATING FREQUENCY	1800 Operations/h
PRODUCT CATEGORY	RMQ16
TERMINAL CAPACITY	0.5 - 1.0 mm ²
EQUIPMENT HEAT DISSIPATION, CURRENT-DEPENDENT PVID	0 W

HEAT DISSIPATION CAPACITY PDISS	0 W
WIDTH OPENING	0 mm
10.2.3.2 VERIFICATION OF RESISTANCE OF INSULATING MATERIALS TO NORMAL HEAT	Meets the product standard's requirements.
10.2.3.3 RESIST. OF INSUL. MAT. TO ABNORMAL HEAT/FIRE BY INTERNAL ELECT. EFFECTS	Meets the product standard's requirements.
LIFESPAN, MECHANICAL	3,000,000 Operations
BEZEL MATERIAL	Plastic
10.9.2 POWER-FREQUENCY ELECTRIC STRENGTH	Is the panel builder's responsibility.
DEGREE OF PROTECTION	NEMA 1 IP65
ACTUATOR COLOR	Red
OPENING HEIGHT	0 mm
10.7 INTERNAL ELECTRICAL CIRCUITS AND CONNECTIONS	Is the panel builder's responsibility.
10.10 TEMPERATURE RISE	Not applicable.
SIZE	Front dimensions: 18 x 18 mm
LENS TYPE	Square
TYPE	Pushbutton actuator
10.2.2 CORROSION RESISTANCE	Meets the product standard's requirements.
10.2.4 RESISTANCE TO ULTRA-VIOLET (UV) RADIATION	Please enquire
10.2.7 INSCRIPTIONS	Meets the product standard's requirements.
SHOCK RESISTANCE	Mechanical, According to IEC/EN 60068-2-27 40 g, Mechanical, According to IEC/EN 60068-2-27 11 ms



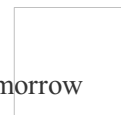
Configurator

RMQ pushbuttons & pilot devices



Machine operation

The human-machine interface of tomorrow



Label Edit

Download ce
"Labeleditor"

Brochures

Catalogs

Certification reports

Drawings

eCAD model

Installation instructions

mCAD model

086209



Eaton is an intelligent power management company dedicated to improving the quality of life and protecting the environment for people everywhere. We are guided by our commitment to do business right, to operate sustainably and to help our customers manage power — today and well into the future. By capitalizing on the global growth trends of electrification and digitalization, we're accelerating the planet's transition to renewable energy and helping to solve the world's most urgent power management challenges.