

Select your language

- German
- English
- Spanish
- French
- Dutch
- Italian
- Polish
- Czech
- Russian
- Norwegian Bokmål

Worldwide English



Powering Business Worldwide

Q18DR-GN - Pushbutton, green, maintained



086176 Q18DR-GN

[Overview](#) [Specifications](#) [Resources](#)



086176 Q18DR-GN

Pushbutton, green, maintained

Alternate Catalog No.

Q18DR-GN

EL-Nummer (Norway)

4356282

Pushbutton, Product range: RMQ16, Single unit, Design: Flat, maintained, button plate: green, Button plate

Blank, Degree of Protection: IP65, without bezel, Connection to SmartWire-DT: no, Front dimensions: 18 x 18

- Delivery program
- Technical data
- Design verification as per IEC/EN 61439
- Technical data ETIM 7.0
- Approvals
- Dimensions

Delivery program

Product range

RMQ16

Basic function

Pushbutton actuators

Mounting hole diameter [□]

16 mm

Single unit/Complete unit

Single unit

Design

Flat


maintained

Button plate

button plate

green

Button plate



Blank

Degree of Protection

IP65

Front ring

without bezel

Connection to SmartWire-DT

no

Notes

□#090351

Technical data

General
 Standards
 IEC/EN 60947, VDE 0660
 Lifespan, mechanical [Operations]
 $> 3 \times 10^6$
 Operating frequency [Operations/h]
 1800
 Actuating force
 4 n
 Degree of protection, IEC/EN 60529
 IP65
 Climatic proofing
 Damp heat, constant, to IEC 60068-2-78
 Damp heat, cyclic, to IEC 60068-2-30
 Ambient temperature Open
 -25 - +60 °C
 Ambient temperature Enclosed
 - 25 - 40 °C
 Mounting position
 As required
 Mechanical shock resistance
 > 40
 according to IEC 60068-2-27
 Shock duration 11 ms
 Sinusoidal g
 Terminal capacities
 0.5 - 1.0 mm²
 Blade terminal
 2.8 x 0.8 mm to DIN 46244
 Fast-on connectors
 2.8 x 0.8 mm to DIN 46247 and IEC 60760

Design verification as per IEC/EN 61439

Technical data for design verification
 Rated operational current for specified heat dissipation [I_r]
 0 A
 Heat dissipation per pole, current-dependent [P_{id}]
 0 W
 Equipment heat dissipation, current-dependent [P_{id}]
 0 W
 Static heat dissipation, non-current-dependent [P_{vs}]
 0 W
 Heat dissipation capacity [P_{diss}]
 0 W
 Operating ambient temperature min.
 -25 °C
 Operating ambient temperature max.
 +60 °C
 IEC/EN 61439 design verification
 10.2 Strength of materials and parts 10.2.2 Corrosion resistance
 Meets the product standard's requirements.
 10.2 Strength of materials and parts 10.2.3.1 Verification of thermal stability of enclosures
 Meets the product standard's requirements.
 10.2 Strength of materials and parts 10.2.3.2 Verification of resistance of insulating materials to normal heat
 Meets the product standard's requirements.
 10.2 Strength of materials and parts 10.2.3.3 Verification of resistance of insulating materials to abnormal heat and fire due to internal electric effects
 Meets the product standard's requirements.
 10.2 Strength of materials and parts 10.2.4 Resistance to ultra-violet (UV) radiation
 Please enquire
 10.2 Strength of materials and parts 10.2.5 Lifting
 Does not apply, since the entire switchgear needs to be evaluated.
 10.2 Strength of materials and parts 10.2.6 Mechanical impact
 Does not apply, since the entire switchgear needs to be evaluated.
 10.2 Strength of materials and parts 10.2.7 Inscriptions
 Meets the product standard's requirements.
 10.3 Degree of protection of ASSEMBLIES
 Does not apply, since the entire switchgear needs to be evaluated.

10.4 Clearances and creepage distances
Meets the product standard's requirements.

10.5 Protection against electric shock
Does not apply, since the entire switchgear needs to be evaluated.

10.6 Incorporation of switching devices and components
Does not apply, since the entire switchgear needs to be evaluated.

10.7 Internal electrical circuits and connections
Is the panel builder's responsibility.

10.8 Connections for external conductors
Is the panel builder's responsibility.

10.9 Insulation properties 10.9.2 Power-frequency electric strength
Is the panel builder's responsibility.

10.9 Insulation properties 10.9.3 Impulse withstand voltage
Is the panel builder's responsibility.

10.9 Insulation properties 10.9.4 Testing of enclosures made of insulating material
Is the panel builder's responsibility.

10.10 Temperature rise
Not applicable.

10.11 Short-circuit rating
Is the panel builder's responsibility. The specifications for the switchgear must be observed.

10.12 Electromagnetic compatibility
Is the panel builder's responsibility. The specifications for the switchgear must be observed.

10.13 Mechanical function
The device meets the requirements, provided the information in the instruction leaflet (IL) is observed.

Technical data ETIM 7.0

Low-voltage industrial components (EG000017) / Front element for push button (EC000221)
Electric engineering, automation, process control engineering / Low-voltage switch technology / Command and alarm device / Front element for push-button actuators (ecl@ss10.0.1-27-37-12-10 [AKF028014])

Colour button

Green

Number of command positions

1

Construction type lens

Square

Hole diameter

16 mm

Width opening

0 mm

Height opening

0 mm

Type of button

Flat

Suitable for illumination

No

With protective cover

No

Labelled

No

Switching function latching

Yes

Spring-return

No

With front ring

Yes

Material front ring

Plastic

Colour front ring

Black

Degree of protection (IP), front side

IP65

Degree of protection (NEMA), front side

1

Approvals

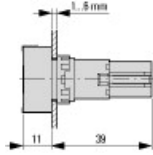
Product Standards

IEC/EN 60947-5; UL 508; CSA-C22.2 Nb. 14-05; CE marking

UL File No.

E29184
UL Category Control No.
NKCR
CSA File No.
46552
CSA Class No.
3211-03
North America Certification
UL listed, CSA certified
Degree of Protection
UL/CSA Type 1

Dimensions



Actuating and indicator elements
Square style

CAD data

- [Product-specific CAD data](#)
(Web)
- [3D Preview](#)
(Web)

DWG files

- [DA-CD-druck_18](#)
File
(Web)


edz files

- [DA-CE-ETN.Q18DR-GN](#)
File
(Web)

Step files

- [DA-CS-druck_18](#)
File
(Web)

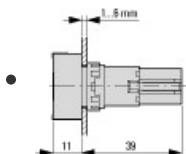
3D drawing



116I001

Line drawing
Pushbutton

Dimensions single product



116X003

Line drawing
Pushbutton

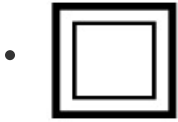
Product photo



1160PIC-362

Photo
Pushbutton

Symbol



000Z051

Graphic
Square style



116C072

Graphic
Button plate, green

Instruction Leaflet

- [Mounting of components \(IL04716016Z\)](#)
Asset
(PDF, multilingual)

Declaration of Conformity

EU

- [Operating and signalling devices RMQ 16 \(DA-DC-00003460\)](#)
Asset
(PDF)

UK

- [Operating and signalling devices RMQ 16 \(DA-DC-00003961\)](#)
Asset
(PDF)

Download-Center

- [Download-Center \(this item\)](#)
Eaton EMEA Download-Center - download data for this item
- [Download-Center](#)
Eaton EMEA Download-Center

 [Generate data sheet in PDF format](#)

 [Generate data sheet in Excel format](#)

 [Write a comment](#)

[Imprint](#) [Privacy Policy](#) [Legal Disclaimer](#) [Terms and Conditions](#)

© 2021 by Eaton Industries GmbH