

Select your language

- German
- English
- Spanish
- French
- Dutch
- Italian
- Polish
- Czech
- Russian
- Norwegian Bokmål

Worldwide English



Q18D-BL - Pushbutton, blue, momentary



086384 Q18D-BL

[Overview](#) [Specifications](#) [Resources](#)



## 086384 Q18D-BL

Pushbutton, blue, momentary

Alternate Catalog No.

Q18D-BL

EL-Nummer (Norway)

4356278

Pushbutton, Product range: RMQ16, Single unit, Design: Flat, momentary, button plate: Blue, Button plate

Blank, Degree of Protection: IP65, without bezel, Connection to SmartWire-DT: no, Front dimensions: 18 x 18

• [Delivery program](#)

• [Technical data](#)

• [Design verification as per IEC/EN 61439](#)

• [Technical data ETIM 7.0](#)

• [Approvals](#)

• [Dimensions](#)

### Delivery program

Product range

RMQ16

Basic function

Pushbutton actuators

Mounting hole diameter [□]

16 mm

Single unit/Complete unit

Single unit

Design

Flat

momentary

Button plate

button plate

Blue

Button plate



Blank

Degree of Protection

IP65

Front ring

without bezel

Connection to SmartWire-DT

no

### Technical data

General

Standards

IEC/EN 60947, VDE 0660

Lifespan, mechanical [Operations]  
> 3 x 10<sup>6</sup>  
Operating frequency [Operations/h]  
□ 3600  
Actuating force  
□ 4 n  
Degree of protection, IEC/EN 60529  
IP65  
Climatic proofing  
Damp heat, constant, to IEC 60068-2-78  
Damp heat, cyclic, to IEC 60068-2-30  
Ambient temperatureOpen  
-25 - +60 °C  
Ambient temperatureEnclosed  
- 25 - 40 °C  
Mounting position  
As required  
Mechanical shock resistance  
> 40  
according to IEC 60068-2-27  
Shock duration 11 ms  
Sinusoidal g

## Design verification as per IEC/EN 61439

Technical data for design verification

Rated operational current for specified heat dissipation [ $I_r$ ]

0 A

Heat dissipation per pole, current-dependent [ $P_{vid}$ ]

0 W

Equipment heat dissipation, current-dependent [ $P_{eid}$ ]

0 W

Static heat dissipation, non-current-dependent [ $P_{vs}$ ]

0 W

Heat dissipation capacity [ $P_{diss}$ ]

0 W

Operating ambient temperature min.

-25 °C

Operating ambient temperature max.

+60 °C

IEC/EN 61439 design verification

10.2 Strength of materials and parts 10.2.2 Corrosion resistance

Meets the product standard's requirements.

10.2 Strength of materials and parts 10.2.3.1 Verification of thermal stability of enclosures

Meets the product standard's requirements.

10.2 Strength of materials and parts 10.2.3.2 Verification of resistance of insulating materials to normal heat

Meets the product standard's requirements.

10.2 Strength of materials and parts 10.2.3.3 Verification of resistance of insulating materials to abnormal heat and fire due to internal electric effects

Meets the product standard's requirements.

10.2 Strength of materials and parts 10.2.4 Resistance to ultra-violet (UV) radiation

Please enquire

10.2 Strength of materials and parts 10.2.5 Lifting

Does not apply, since the entire switchgear needs to be evaluated.

10.2 Strength of materials and parts 10.2.6 Mechanical impact

Does not apply, since the entire switchgear needs to be evaluated.

10.2 Strength of materials and parts 10.2.7 Inscriptions

Meets the product standard's requirements.

10.3 Degree of protection of ASSEMBLIES

Does not apply, since the entire switchgear needs to be evaluated.

10.4 Clearances and creepage distances

Meets the product standard's requirements.

10.5 Protection against electric shock

Does not apply, since the entire switchgear needs to be evaluated.

10.6 Incorporation of switching devices and components

Does not apply, since the entire switchgear needs to be evaluated.

10.7 Internal electrical circuits and connections

Is the panel builder's responsibility.

10.8 Connections for external conductors

Is the panel builder's responsibility.

10.9 Insulation properties 10.9.2 Power-frequency electric strength

Is the panel builder's responsibility.

10.9 Insulation properties 10.9.3 Impulse withstand voltage

Is the panel builder's responsibility.

10.9 Insulation properties 10.9.4 Testing of enclosures made of insulating material

Is the panel builder's responsibility.

10.10 Temperature rise

Not applicable.

10.11 Short-circuit rating

Is the panel builder's responsibility. The specifications for the switchgear must be observed.

10.12 Electromagnetic compatibility

Is the panel builder's responsibility. The specifications for the switchgear must be observed.

10.13 Mechanical function

The device meets the requirements, provided the information in the instruction leaflet (IL) is observed.

## Technical data ETIM 7.0

Low-voltage industrial components (EG000017) / Front element for push button (EC000221)

Electric engineering, automation, process control engineering / Low-voltage switch technology / Command and alarm device / Front element for push-button actuators (ecl@ss10.0.1-27-37-12-10 [AKF028014])

Colour button

Blue

Number of command positions

1

Construction type lens

Square

Hole diameter

16 mm

Width opening

0 mm

Height opening

0 mm

Type of button

Flat

Suitable for illumination

No

With protective cover

No

Labelled

No

Switching function latching

No

Spring-return

Yes

With front ring

Yes

Material front ring

Plastic

Colour front ring

Black

Degree of protection (IP), front side

IP65

Degree of protection (NEMA), front side

1

## Approvals

Product Standards

IEC/EN 60947-5; UL 508; CSA-C22.2 No. 14-05; CE marking

UL File No.

E29184

UL Category Control No.

NKCR

CSA File No.

46552

CSA Class No.

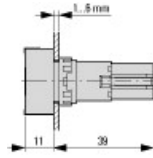
3211-03

North America Certification

UL listed, CSA certified

Degree of Protection  
UL/CSA Type 1

## Dimensions



Actuating and indicator elements  
Square style

## CAD data

- [Product-specific CAD data](#)  
(Web)
- [3D Preview](#)  
(Web)

## DWG files

- [DA-CD-druck\\_18](#)  
File  
(Web)

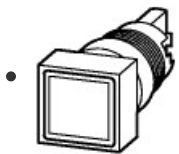
## edz files

- [DA-CE-ETN.Q18D-BL](#)  
File  
(Web)

## Step files

- [DA-CS-druck\\_18](#)  
File  
(Web)

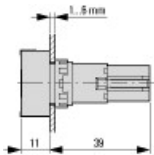
## 3D drawing



116I001

Line drawing  
Pushbutton

## Dimensions single product



116X003

Line drawing  
Pushbutton

## Product photo

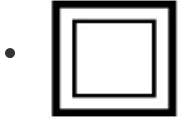


1160PIC-365

Photo

Pushbutton

## Symbol



000Z051  
Graphic  
Square style



116C071  
Graphic  
Button plate, blue

## Instruction Leaflet

- [Mounting of components \(IL04716016Z\)](#)  
Asset  
(PDF, multilingual)

## Declaration of Conformity

### EU

- [Operating and signalling devices RMQ 16 \(DA-DC-00003460\)](#)  
Asset  
(PDF)


### UK

- [Operating and signalling devices RMQ 16 \(DA-DC-00003961\)](#)  
Asset  
(PDF)

## Download-Center

- [Download-Center \(this item\)](#)  
Eaton EMEA Download-Center - download data for this item
- [Download-Center](#)  
Eaton EMEA Download-Center

 [Generate data sheet in PDF format](#)

 [Generate data sheet in Excel format](#)

 [Write a comment](#)

[Imprint](#) [Privacy Policy](#) [Legal Disclaimer](#) [Terms and Conditions](#)

© 2021 by Eaton Industries GmbH