

Select your language

- German
- English
- Spanish
- French
- Dutch
- Italian
- Polish
- Czech
- Russian
- Norwegian Bokmål

Worldwide English



MCSN16-V - Pressure switch, 3p, 25bar, relief valve



043441 MCSN16-V

[Overview](#) [Specifications](#) [Resources](#)



043441 MCSN16-V

Pressure switch, 3p, 25bar, relief valve

Alternate Catalog No.

MCSN16-V

EL-Nummer (Norway)

4356117

IEC EN 60947-5-1, IP65_x, pressure monitoring of liquid and gaseous media, e. g. compressed air, for switching of loads, make and break pressure: separately adjustable, with release valve for 6 mm Ermeto coupling

- Delivery program
- Technical data
- Design verification as per IEC/EN 61439
- Technical data ETIM 7.0
- Approvals
- Dimensions

Delivery program

Note on use

This product complies with Low-Voltage Directive 2014/35/EC and EMC Directive 2014/30/EC and meets the requirements in EN 60947-5-1. This product does not meet the rail industry's standard requirements. Accordingly, the user must review it separately for the specific application at hand.

Product range

Pressure switches with main contacts

Degree of Protection

IP65

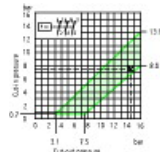
Number of poles

3 pole

Out-in pressure and cut-out pressure:

separate stepless adjustment.

All the intersection points within the diagram area can be set.



Mn. switching differential: 2.4 bar

Example:

Out-out pressure 14.5 bar

Out-in pressure 7.5 bar

With relief valve
For 6 mm Ermeto coupling
Max. operating pressure
16 bar

Notes

Features

:

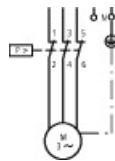
- With terminal cover as standard
- 1 insulated protective conductor terminal □
- 1 insulated N terminal
- 2 cable entry knockouts for M20, without cable gland
- IP65 in conjunction with V-M20 cable gland
- Pressure pipe flange R 1/2"
- please enquire: Pressure pipe flange R 1/4"
- Neoprene membrane

R 1/4" corresponds to G 1/4

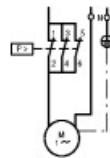
R 1/2" corresponds to G 1/2 as per ISO 228-1

For use as a motor load switch as per IEC/EN 60947-4-1 for:

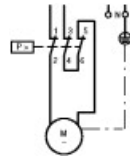
Three-phase current



Single-phase current



Direct current DC-3



For use as control switch:

□

Out-in and cut-out pressures are factory-preset as specified with type suffix □ 203948

Notes

Fitted on right side with Ermeto self-sealing coupling for pipe diameter 6 mm, on request also available fitted on left side. Order code: **MCSN...-VG**

Technical data

General

Standards

IEC/EN 60947-4-1

Test pressure

32 bar

Rupturing pressure

90 bar

Operating frequency [Operations/h]

□ 1500

Climatic proofing

Damp heat, constant, to IEC 60068-2-78

Damp heat, cyclic, to IEC 60068-2-30

Ambient temperature

-25 - 70

Degree of Protection

IP65

Mounting position

As required
 Mechanical shock resistance to IEC 60068-2-27 [Half-sinusoidal shock 20 ms]
 > 10 g
 Vibration resistance acc. to IEC/EN 60068-2-6 [Amplitude 1 mm]
 36 Hz
 lifespan [Operations]
 0.5 x 10⁶
 Terminal capacitiesSolid
 1 x (0.75 - 2.5)
 2 x (0.75 - 1.5) mm²
 Terminal capacitiesFlexible with ferrules to DIN 46228
 1 x (0.5 - 1.5)
 2 x (0.5 - 1.5) mm²
 Terminations
 Flat terminal with clamping washer
 Terminal screw
 M4
 Tightening torque of terminal screw
 1.2 Nm
 Contacts/sw itching capacity
 Rated impulse withstand voltage [U_{imp}]
 4000 V AC
 Rated insulation voltage [U_i]
 400 V
 Overvoltage category/pollution degree
 III/3
 Max. short-circuit protective deviceFuseless
 PKZMD-20 Type
 Max. short-circuit protective deviceFuse [gG/gL]
 20 A
 Type of coordination
 1
 Rated short-circuit current [I_k (= Current r)]
 1 kA
 AC-3Rated operational current230 V
 15 A
 AC-3Rated operational current400 V
 11.5 A
 AC-3Rated power P230 V
 4 kW
 AC-3Rated power P400 V
 5.5 kW
 DC - 3Rated operational current24 V
 16 A
 DC - 3Rated operational current110 V
 12.5 A
 DC - 3Rated operational current250 V
 2 A
 Rated frequency [f]
 50 Hz

Design verification as per IEC/EN 61439

Operating ambient temperature min.
 -25 °C
 Operating ambient temperature max.
 +70 °C

Technical data ETIM 7.0

Low-voltage industrial components (EG000017) / Pressure sw itch (EC000243)
 Electric engineering, automation, process control engineering / Low-voltage sw itch technology / Mbnitoring equipment
 (low-voltage sw itch technology) / Pressure monitoring equipment (ecl@ss10.0.1-27-37-18-14 [AKF108014])
 Suitable as guard
 Yes
 Suitable as 2-point controller
 Yes
 Suitable as limiter
 No
 Max. operation pressure

16000 hPa
Engaging pressure
0 - 13.1 bar
Initial setting
0 - 0 hPa
Switch off pressure
0 - 16 bar
End setting
0 - 0 hPa
Pressure-switching differential
0 bar
Max. test pressure
32 bar
Bursting pressure
90 bar
Medium temperature
25 - 80 °C
Connection
Inner thread gas cylindrical (BSPP)
Thread size
1/2 inch
Rated voltage Ue at AC 50 Hz
0 - 400 V
Rated voltage Ue at AC 60 Hz
0 - 400 V
Rated voltage Ue at DC
0 - 250 V
Initial value measuring range pressure
0 Pa
End value measuring range pressure
0 Pa
Rated operation power at AC-3, 400 V
5.5 kW
Switching capacity at AC-3, 240 V
0 kA
Rated operation current Ie at AC-1, 400 V
0 A
Rated operation current Ie at AC-3, 400 V
11.5 A
Number of auxiliary contacts as normally open contact
0
Number of auxiliary contacts as normally closed contact
0
Number of auxiliary contacts as change-over contact
0
Type of electric connection
Screw connection
Number of normally closed contacts as main contact
3
Number of main contacts as normally open contact
0
Adjustable current range
0 - 0 A
With hand operation
No
With manual on/off switch
No
Electronic version
No
With display
No
Explosion-proof
No
Degree of protection (IP)
IP65
Degree of protection (NEMA)
Other
Height
111 mm

Width
93 mm
Diameter
0 mm
Depth
96 mm

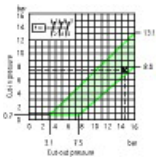
Approvals

Product Standards
CSA-CC22.2 No. 14
CSA File No.
12528
CSA Class No.
3211-06
North America Certification
CSA certified

Dimensions

With relief valve

Characteristic curve



132U009

Coordinate visualization
Pressure diagram

Dimensions single product

- [132X002](#)
Line drawing
Pressure switch
- [132X003](#)
Line drawing
Compression fitting
- [132X009](#)
Line drawing
Pressure switches

3D drawing

- [132I002](#)
Line drawing
Pressure switch

Product photo



132A013

Photo
Pressure switch

Instruction Leaflet

- [MCS..., MCSN... Pressure Switches \(IL05212001Z\)](#)
Asset
former AWA132-132
(PDF, 10/2020, multilingual)

Declaration of Conformity

UK

- [Pressure switch \(with main contacts\) \(DA-DC-00003969\)](#)
Asset
(PDF)

Download-Center

- [Download-Center \(this item\)](#)
Eaton EMEA Download-Center - download data for this item
- [Download-Center](#)
Eaton EMEA Download-Center

 [Generate data sheet in PDF format](#)

 [Generate data sheet in Excel format](#)

 [Write a comment](#)

[Imprint](#) [Privacy Policy](#) [Legal Disclaimer](#) [Terms and Conditions](#)

© 2021 by Eaton Industries GmbH

