

Select your language

- German
- English
- Spanish
- French
- Dutch
- Italian
- Polish
- Czech
- Russian
- Norwegian Bokmål

Worldwide English



LS-XS - Spring-rod actuator



266133 LS-XS

[Overview](#) [Specifications](#) [Resources](#)



266133 LS-XS

Spring-rod actuator

Alternate Catalog No.

LS-XS

EL-Nummer (Norway)

4356048

Operating head for LS-Titan position switch, IEC EN 60947-5-1, high degree of protection IP66, device for world markets, modular system, easy mounting technology, operating heads can be attached in any 4 directions and snapped-on simple, quick and safely using the bayonet fitting. Spring-rod actuator not suitable for safety functions use only with snap-action contact.

- [Delivery program](#)

- [Design verification as per IEC/EN 61439](#)

- [Technical data ETIM 7.0](#)

- [Approvals](#)

- [Dimensions](#)

Delivery program

Basic function

Operating heads

Part group reference

LS(M)-...

Product range

Spring-rod actuator

Description

Not to be used as a safety position switch

For use with

Basic devices LS(M)...

Snap-action contact

Only permissible with snap-action contact

Notes

Up to -25 °C in conjunction with LS-S...-CC basic device

The operating head can be rotated 90° to enable adaptation to the specified approach direction.

Design verification as per IEC/EN 61439

Technical data for design verification

Rated operational current for specified heat dissipation [I_r]

0 A

Heat dissipation per pole, current-dependent [P_{rd}]

0 W

Equipment heat dissipation, current-dependent [P_{rd}]

0 W

Static heat dissipation, non-current-dependent [P_{vs}]

0 W

Heat dissipation capacity [P_{diss}]

0 W

Operating ambient temperature min.

-25 °C

Operating ambient temperature max.

+70 °C

IEC/EN 61439 design verification

10.2 Strength of materials and parts 10.2.2 Corrosion resistance

Meets the product standard's requirements.

10.2 Strength of materials and parts 10.2.3.1 Verification of thermal stability of enclosures

Meets the product standard's requirements.

10.2 Strength of materials and parts 10.2.3.2 Verification of resistance of insulating materials to normal heat

Meets the product standard's requirements.

10.2 Strength of materials and parts 10.2.3.3 Verification of resistance of insulating materials to abnormal heat and fire due to internal electric effects

Meets the product standard's requirements.

10.2 Strength of materials and parts 10.2.4 Resistance to ultra-violet (UV) radiation

Please enquire

10.2 Strength of materials and parts 10.2.5 Lifting

Does not apply, since the entire switchgear needs to be evaluated.

10.2 Strength of materials and parts 10.2.6 Mechanical impact

Does not apply, since the entire switchgear needs to be evaluated.

10.2 Strength of materials and parts 10.2.7 Inscriptions

Meets the product standard's requirements.

10.3 Degree of protection of ASSEMBLIES

Does not apply, since the entire switchgear needs to be evaluated.

10.4 Clearances and creepage distances

Meets the product standard's requirements.

10.5 Protection against electric shock

Does not apply, since the entire switchgear needs to be evaluated.

10.6 Incorporation of switching devices and components

Does not apply, since the entire switchgear needs to be evaluated.

10.7 Internal electrical circuits and connections

Is the panel builder's responsibility.

10.8 Connections for external conductors

Is the panel builder's responsibility.

10.9 Insulation properties 10.9.2 Power-frequency electric strength

Is the panel builder's responsibility.

10.9 Insulation properties 10.9.3 Impulse withstand voltage

Is the panel builder's responsibility.

10.9 Insulation properties 10.9.4 Testing of enclosures made of insulating material

Is the panel builder's responsibility.

10.10 Temperature rise

Not applicable.

10.11 Short-circuit rating

Is the panel builder's responsibility. The specifications for the switchgear must be observed.

10.12 Electromagnetic compatibility

Is the panel builder's responsibility. The specifications for the switchgear must be observed.

10.13 Mechanical function

The device meets the requirements, provided the information in the instruction leaflet (IL) is observed.

Technical data ETIM 7.0

Sensors (EG000026) / Drive head for position switches/hinge switches (EC001483)

Electric engineering, automation, process control engineering / Binary sensor technology, safety-related sensor technology / Position switch / Drive head for position switches (ecl@ss10.0.1-27-27-06-04 [BAA083012])

Type of control element

Spring-rod

Approvals

Product Standards

IEC/EN 60947-5; UL 508; CSA-C22.2 No. 14; CE marking

UL File No.

E29184

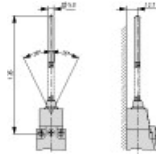
UL Category Control No.

NKCR

CSA File No.

12528
CSA Class No.
3211-03
North America Certification
UL listed, CSA certified

Dimensions



CAD data

- [Product-specific CAD data](#)
(Web)
- [3D Preview](#)
(Web)

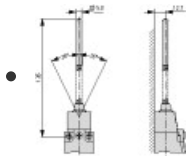
DWG files

- [DA-CD-Is_xs](#)
File
(Web)

Step files

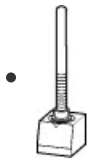
- [DA-CS-Is_xs](#)
File
(Web)

Dimensions single product



131X112
Line drawing
Spring-rod

3D drawing



1311188
Line drawing
Spring-rod

Product photo



1310PIC-37
Photo
Spring-rod

Instruction Leaflet

- [LS-Titan Position switches: Basic device \(IL053001ZU\)](#)
Asset
(PDF, 06/2018, multilingual)

Declaration of Conformity

EU

- [Limit switch LS-Titan \(DA-DC-00003472\)](#)
Asset
(PDF)

UK

- [Limit switch LS-Titan \(DA-DC-00003963\)](#)
Asset
(PDF)

Download-Center

- [Download-Center \(this item\)](#)
Eaton EMEA Download-Center - download data for this item
- [Download-Center](#)
Eaton EMEA Download-Center



[Generate data sheet in PDF format](#)



[Generate data sheet in Excel format](#)



[Write a comment](#)

[Imprint](#) [Privacy Policy](#) [Legal Disclaimer](#) [Terms and Conditions](#)

© 2021 by Eaton Industries GmbH

