

Select your language

- German
- English
- Spanish
- French
- Dutch
- Italian
- Polish
- Czech
- Russian
- Norwegian Bokmål

Worldwide English




Powering Business Worldwide

M22-H6 - Shroud, for flush mounting plate, 6 mounting locations



216553 M22-H6

[Overview](#) [Specifications](#) [Resources](#)



216553 M22-H6

Shroud, for flush mounting plate, 6 mounting locations

Alternate Catalog No.

M22-H6Q

EL-Nummer (Norway)

4355790

Shroud, insulated material, color light gray RAL 7035, for RMQ system, mounting diameter 22.3mm degree of protection IP55 in combination with flush mounting plate M22-E., 6 knockout cable entries M20, mounting location 6

- [Delivery program](#)
- [Technical data](#)
- [Design verification as per IEC/EN 61439](#)
- [Technical data ETIM 7.0](#)
- [Approvals](#)
- [Dimensions](#)

Delivery program

Accessories

Surface mounting enclosure

Basic function accessories

Shrouds

Protection type only in combination with flush mounting plates M22-E..

Number of locations

6 Qty.

Material

Insulated material light

Cable entry knockouts

6 Quantity x M20

Degree of Protection

IP40

Colour

grey



RAL Value

RAL 7035

Connection to SmartWire-DT

no

Technical data

General

Degree of Protection

IP40

Ambient temperatureOpen

-25 - +70 °C

Design verification as per IEC/EN 61439

Technical data for design verification

Rated operational current for specified heat dissipation [I_r]

0 A

Heat dissipation per pole, current-dependent [P_{vid}]

0 W

Equipment heat dissipation, current-dependent [P_{eid}]

0 W

Static heat dissipation, non-current-dependent [P_{vs}]

0 W

Heat dissipation capacity [P_{diss}]

0 W

Operating ambient temperature min.

-25 °C

Operating ambient temperature max.

+70 °C

IEC/EN 61439 design verification

10.2 Strength of materials and parts 10.2.2 Corrosion resistance

Meets the product standard's requirements.

10.2 Strength of materials and parts 10.2.3.1 Verification of thermal stability of enclosures

Meets the product standard's requirements.

10.2 Strength of materials and parts 10.2.3.2 Verification of resistance of insulating materials to normal heat

Meets the product standard's requirements.

10.2 Strength of materials and parts 10.2.3.3 Verification of resistance of insulating materials to abnormal heat and fire due to internal electric effects

Meets the product standard's requirements.

10.2 Strength of materials and parts 10.2.4 Resistance to ultra-violet (UV) radiation

Please enquire

10.2 Strength of materials and parts 10.2.5 Lifting

Does not apply, since the entire switchgear needs to be evaluated.

10.2 Strength of materials and parts 10.2.6 Mechanical impact

Does not apply, since the entire switchgear needs to be evaluated.

10.2 Strength of materials and parts 10.2.7 Inscriptions

Meets the product standard's requirements.

10.3 Degree of protection of ASSEMBLIES

Does not apply, since the entire switchgear needs to be evaluated.

10.4 Clearances and creepage distances

Meets the product standard's requirements.

10.5 Protection against electric shock

Does not apply, since the entire switchgear needs to be evaluated.

10.6 Incorporation of switching devices and components

Does not apply, since the entire switchgear needs to be evaluated.

10.7 Internal electrical circuits and connections

Is the panel builder's responsibility.

10.8 Connections for external conductors

Is the panel builder's responsibility.

10.9 Insulation properties 10.9.2 Power-frequency electric strength

Is the panel builder's responsibility.

10.9 Insulation properties 10.9.3 Impulse withstand voltage

Is the panel builder's responsibility.

10.9 Insulation properties 10.9.4 Testing of enclosures made of insulating material

Is the panel builder's responsibility.

10.10 Temperature rise

Not applicable.

10.11 Short-circuit rating

Is the panel builder's responsibility. The specifications for the switchgear must be observed.

10.12 Electromagnetic compatibility

Is the panel builder's responsibility. The specifications for the switchgear must be observed.

10.13 Mechanical function

The device meets the requirements, provided the information in the instruction leaflet (IL) is observed.

Technical data ETIM 7.0

Low-voltage industrial components (EG000017) / Protective cover for contact element pushbutton (EC000202)

Electric engineering, automation, process control engineering / Low-voltage switch technology / Command and alarm device / Protective hood for command devices (ecl@ss10.0.1-27-37-12-06 [AKF024014])

Number of appliances to build in

6

Lockable

No
Degree of protection (IP)
IP40
Degree of protection (NEMA)
Other

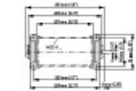
Approvals

Product Standards
IEC/EN 60947-5; UL 508; CSA-C22.2 No. 14-05; CSA-C22.2 No. 94-91; CE marking
UL File No.
E29184
UL Category Control No.
NKCR
CSA File No.
012528
CSA Class No.
3211-03
North America Certification
UL listed, CSA certified
Degree of Protection
UL/CSA Type 3R, 4X, 12, 13

Dimensions



Cable gland: 6 x M20
Construction type: split



Shroud with M22-UPE set of plaster keys

- Blanking card for chasing in wall
- Plaster thickness less than 8 mm
- Plaster thickness more than 8 mm

CAD data

- [Product-specific CAD data](#)
(Web)
- [3D Preview](#)
(Web)

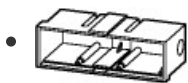
DWG files

- [DA-CD-einbauhaube_gr_6](#)
File
(Web)

Step files

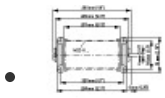
- [DA-CS-einbauhaube_gr_6](#)
File
(Web)

3D drawing



1161141
Line drawing
Shroud

Dimensions single product



116X143

Line drawing

Shroud with plaster keys

- Blanking card for chasing in wall
- Plaster thickness less than 8 mm
- Plaster thickness more than 8 mm



116X158

Line drawing

Shroud

Symbol



116C062

Graphic

Button plate, grey

Product photo



116A242

Photo

Shroud

Instruction Leaflet

- [RMQ-Titan: Set of plaster keys \(IL04716003Z\)](#)
Asset
(PDF, multilingual)

Declaration of Conformity

EU

- [RMQ Titan \(Operating and signalling devices\) M22.../M30.../C22.../C30... \(DA-DC-00003657\)](#)
Asset
(PDF)

UK

- [RMQ Titan \(Operating and signalling devices\) M22.../M30.../C22.../C30... \(DA-DC-00003960\)](#)
Asset
(PDF)

Download-Center

- [Download-Center \(this item\)](#)
Eaton EMEA Download-Center - download data for this item
- [Download-Center](#)
Eaton EMEA Download-Center

[Generate data sheet in PDF format](#)

[Generate data sheet in Excel format](#)



[Write a comment](#)

[Imprint](#) [Privacy Policy](#) [Legal Disclaimer](#) [Terms and Conditions](#)

© 2021 by Eaton Industries GmbH

