

Select your language

- German
- English
- Spanish
- French
- Dutch
- Italian
- Polish
- Czech
- Russian
- Norwegian Bokmål

Worldwide English



M22-CLEDC230-W - LED element, white, base fixing, cage clamp



216578 M22-CLEDC230-W

[Overview](#) [Specifications](#) [Resources](#)



216578 M22-CLEDC230-W

LED element, white, base fixing, cage clamp

Alternate Catalog No.

M22-CLEDC230-WQ

EL-Nummer (Norway)

4355784

LED element, Fixing: Base fixing, Connection technique: Cage Clamp, Description: Cage Clamp is a registered trademark of Wago Kontakttechnik GmbH/Minden, Germany, Rated operational voltage: $U_e = 85 - 264 \text{ V AC}, 50/60 \text{ Hz V}$, Rated operational current: $I_e = 5 - 15 \text{ mA}$, Power consumption: $P_{\max} = 0.33 \text{ W}$, At 230 V, Colour: White, Degree of Protection: IP20, Connection to SmartWire-DT: no, Standards: IEC 60947-5-1

- Delivery program
- Technical data
- Design verification as per IEC/EN 61439
- Technical data ETIM 7.0
- Approvals
- Dimensions

Delivery program

Basic function accessories

LED elements

Description

Cage Clamp is a registered trademark of Wago Kontakttechnik GmbH/Minden, Germany

Connection technique

Cage Clamp

Fixing

Base fixing

Rated operational voltage [U_e]

85 - 264 V AC, 50/60 Hz V

Rated operational current [I_e]

5 - 15 mA

Power consumption [P_{\max}]

0.33 W

Lifespan to EN 60064 at $t_a = +25 \text{ °C}$ [t_{mean} (AC)]

100000 h


Degree of Protection

IP20

At 230 V

Colour

White



Connection to SmartWire-DT
no
Approval



Connection technique
Cage Clamp

Notes

For indicator lights, illuminated pushbutton actuators, and illuminated selector switch actuators, the following applies:

M22...-R only in combination with M22-LED...-R

M22...-G only in combination with M22-LED...-G

M22...-W only in combination with M22-LED...-W

M22...-Y only in combination with M22-LED...-W

M22...-B in combination with M22-LED...-W or M22-LED...-B

Technical data

General

Standards

IEC 60947-5-1

Operating torque (screw terminals)

□ 0.8 Nm

Degree of Protection

IP20

Climatic proofing

Damp heat, constant, to IEC 60068-2-78

Damp heat, cyclic, to IEC 60068-2-30

Ambient temperatureOpen

-25 - +70 °C

Ambient temperatureStorage

- 40 - + 80 °C

Mounting position

As required

Mechanical shock resistance according to IEC 60068-2-27

Shock duration 11 ms, half-sinusoidal

> 30 g

Mechanical shock resistance

30

Shock duration 11 ms

Sinusoidal

according to IEC 60068-2-27 g

Terminal capacitiesSolid

0.75 - 2.5 mm²

Terminal capacitiesStranded

0.5 - 2.5 mm²

Contacts

Rated impulse withstand voltage [U_{imp}]

6000 V AC

Rated insulation voltage [U_i]

500 V

Overvoltage category/pollution degree

III/3

Indoor and protected outdoor installation

Design verification as per IEC/EN 61439

Technical data for design verification

Rated operational current for specified heat dissipation [I_n]

0 A

Heat dissipation per pole, current-dependent [P_{vid}]

0 W

Equipment heat dissipation, current-dependent [P_{vid}]

0 W

Static heat dissipation, non-current-dependent [P_{vs}]

1 W

Heat dissipation capacity [P_{diss}]

0 W

Operating ambient temperature min.

-25 °C

Operating ambient temperature max.

+70 °C

IEC/EN 61439 design verification

10.2 Strength of materials and parts 10.2.2 Corrosion resistance

Meets the product standard's requirements.

10.2 Strength of materials and parts 10.2.3.1 Verification of thermal stability of enclosures

Meets the product standard's requirements.

10.2 Strength of materials and parts 10.2.3.2 Verification of resistance of insulating materials to normal heat

Meets the product standard's requirements.

10.2 Strength of materials and parts 10.2.3.3 Verification of resistance of insulating materials to abnormal heat and fire due to internal electric effects

Meets the product standard's requirements.

10.2 Strength of materials and parts 10.2.4 Resistance to ultra-violet (UV) radiation

Meets the product standard's requirements.

10.2 Strength of materials and parts 10.2.5 Lifting

Does not apply, since the entire switchgear needs to be evaluated.

10.2 Strength of materials and parts 10.2.6 Mechanical impact

Does not apply, since the entire switchgear needs to be evaluated.

10.2 Strength of materials and parts 10.2.7 Inscriptions

Meets the product standard's requirements.

10.3 Degree of protection of ASSEMBLIES

Does not apply, since the entire switchgear needs to be evaluated.

10.4 Clearances and creepage distances

Meets the product standard's requirements.

10.5 Protection against electric shock

Does not apply, since the entire switchgear needs to be evaluated.

10.6 Incorporation of switching devices and components

Does not apply, since the entire switchgear needs to be evaluated.

10.7 Internal electrical circuits and connections

Is the panel builder's responsibility.

10.8 Connections for external conductors

Is the panel builder's responsibility.

10.9 Insulation properties 10.9.2 Power-frequency electric strength

Is the panel builder's responsibility.

10.9 Insulation properties 10.9.3 Impulse withstand voltage

Is the panel builder's responsibility.

10.9 Insulation properties 10.9.4 Testing of enclosures made of insulating material

Is the panel builder's responsibility.

10.10 Temperature rise

The panel builder is responsible for the temperature rise calculation. Eaton will provide heat dissipation data for the devices.

10.11 Short-circuit rating

Is the panel builder's responsibility. The specifications for the switchgear must be observed.

10.12 Electromagnetic compatibility

Is the panel builder's responsibility. The specifications for the switchgear must be observed.

10.13 Mechanical function

The device meets the requirements, provided the information in the instruction leaflet (IL) is observed.

Technical data ETIM 7.0

Low-voltage industrial components (EG000017) / Lamp holder block for control circuit devices (EC0000204)

Electric engineering, automation, process control engineering / Low-voltage switch technology / Command and alarm

device / Bulb socket block for command and alarm devices (ecl@ss10.0.1-27-37-12-09 [AKF027014])

Transformer integrated

No

With integrated voltage decreasing resistor

No

With light source
Yes
With integrated diode
Yes
Lamp holder
None
Rated voltage Ue at AC 50 Hz
85 - 264 V
Rated voltage Ue at AC 60 Hz
85 - 264 V
Rated voltage Ue at DC
0 - 0 V
Voltage type for actuating
AC
Lamp type
LED
Connection type auxiliary circuit
Spring clamp connection
Colour lamp
White
Type of fastening
Floor fastening

Approvals

Product Standards
IEC/EN 60947-5; UL 508; CSA-C22.2 No. 14-05; CSA-C22.2 No. 94-91; CE marking
UL File No.
E29184
UL Category Control No.
NKCR
CSA File No.
012528
CSA Class No.
3211-03
North America Certification
UL listed, CSA certified
Degree of Protection
UL/CSA Type: -

Dimensions

Pushbutton with M22-(C)K...
Pushbutton with M22-(C) LED... + M22-XLED...

CAD data

- [Product-specific CAD data](#)
(Web)
- [3D Preview](#)
(Web)

DWG files

- [DA-CD-led_element_cage_boden](#)
File
(Web)


edz files

- [DA-CE-ETN.M22-CLCDC230-W](#)
File
(Web)

Step files

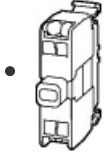
- [DA-CS-led_element_cage_boden](#)
File
(Web)

Symbol



1160063
Graphic
Button plate, white

3D drawing



116303
Line drawing
LED element

Product photo



1160PIC-1645
Photo

Standards



000Z330
Logo
LED logo



116Z024
Logo
LED logo

Instruction Leaflet

- [RMQ-Titan M22 \(IL047018ZU\)](#)
(PDF, 07/2021, Int)
- [RMQ-Titan System\(IL04716002Z\)](#)
Asset
former AWA1160-1745, IL04716001E
(PDF, 09/2020, multilingual)

Declaration of Conformity

EU

- [E-stop operating devices RMQ Titan & acc. M22/M30\(S\)-PV\(LT\)30... \(DA-DC-00003323\)](#)
Asset
(PDF)
- [Emergency-stop operating devices RMQ Titan & accessories M22-..., M30-... \(DA-DC-00003622\)](#)

Asset
(PDF)

- [RMQ Titan \(Operating and signalling devices\) M22.../M30.../C22.../C30... \(DA-DC-00003657\)](#)

Asset
(PDF)

UK

- [RMQ Titan \(Operating and signalling devices\) M22.../M30.../C22.../C30... \(DA-DC-00003960\)](#)

Asset
(PDF)

Download-Center

- [Download-Center \(this item\)](#)
Eaton EMEA Download-Center - download data for this item
- [Download-Center](#)
Eaton EMEA Download-Center



[Generate data sheet in PDF format](#)



[Generate data sheet in Excel format](#)



[Write a comment](#)

[Imprint](#) [Privacy Policy](#) [Legal Disclaimer](#) [Terms and Conditions](#)

© 2021 by Eaton Industries GmbH

