

Select your language

- German
- English
- Spanish
- French
- Dutch
- Italian
- Polish
- Czech
- Russian
- Norwegian Bokmål

Worldwide English



M22-DRH-R - Pushbutton, RMQ-Titan, Extended, maintained, red, Blank, Bezel: titanium



216667 M22-DRH-R

[Overview](#) [Specifications](#) [Resources](#)



216667 M22-DRH-R

Pushbutton, RMQ-Titan, Extended, maintained, red, Blank, Bezel: titanium

Alternate Catalog No.

M22-DRH-RQ

EL-Nummer (Norway)

4355628

Pushbutton, Product range: RMQ-Titan, Single unit, Design: Extended, maintained, button plate: red, Button plate Blank, Degree of Protection: IP66, IP67, IP69K, Bezel: titanium, Connection to SmartWire-DT: yes, with SWD-RMQ connections, Front dimensions: 22 x 22, Instructions: Stay-put/spring-return function can be changed on device, Standards: IEC/EN 60947, VDE 0660

- Delivery program
- Technical data
- Design verification as per IEC/EN 61439
- Technical data ETIM 7.0
- Approvals
- Dimensions

Delivery program

Product range

RMQ-Titan

Basic function

Pushbutton actuators

Mounting hole diameter [□]

22.5 mm

Single unit/Complete unit

Single unit

Design

Extended


maintained

Button plate

button plate

red

Button plate



Blank

Degree of Protection

IP66, IP67, IP69

Front ring

Bezel: titanium

Connection to SmartWire-DT

yes

with SWD-RMQ connections

Instructions

Stay-put/spring-return function can be changed on device

Technical data

General

Standards

IEC/EN 60947

VDE 0660

Lifespan, mechanical [Operations]

> 1 x 10⁶

Operating frequency [Operations/h]

□ 1800

Actuating force

□ 5 n

Climatic proofing

Damp heat, constant, to IEC 60068-2-78

Damp heat, cyclic, to IEC 60068-2-30

Degree of Protection

IP66, IP67, IP69

Ambient temperature Open

-25 - +70 °C

Ambient temperature Storage

- 40 - + 80 °C

Mounting position

As required

Mechanical shock resistance

30

Shock duration 11 ms

Sinusoidal

according to IEC 60068-2-27 g

shipping classification

DNV

GL

LR



Design verification as per IEC/EN 61439

Technical data for design verification

Rated operational current for specified heat dissipation [I_r]

0 A

Heat dissipation per pole, current-dependent [P_{id}]

0 W

Equipment heat dissipation, current-dependent [P_{id}]

0 W

Static heat dissipation, non-current-dependent [P_{vs}]

0 W

Heat dissipation capacity [P_{diss}]

0 W

Operating ambient temperature min.

-25 °C

Operating ambient temperature max.

+70 °C

IEC/EN 61439 design verification

10.2 Strength of materials and parts 10.2.2 Corrosion resistance

Meets the product standard's requirements.

10.2 Strength of materials and parts 10.2.3.1 Verification of thermal stability of enclosures

Meets the product standard's requirements.

10.2 Strength of materials and parts 10.2.3.2 Verification of resistance of insulating materials to normal heat

Meets the product standard's requirements.

10.2 Strength of materials and parts 10.2.3.3 Verification of resistance of insulating materials to abnormal heat and fire due to internal electric effects

Meets the product standard's requirements.

10.2 Strength of materials and parts 10.2.4 Resistance to ultra-violet (UV) radiation

Please enquire

10.2 Strength of materials and parts 10.2.5 Lifting
Does not apply, since the entire switchgear needs to be evaluated.

10.2 Strength of materials and parts 10.2.6 Mechanical impact
Does not apply, since the entire switchgear needs to be evaluated.

10.2 Strength of materials and parts 10.2.7 Inscriptions
Meets the product standard's requirements.

10.3 Degree of protection of ASSEMBLIES
Does not apply, since the entire switchgear needs to be evaluated.

10.4 Clearances and creepage distances
Meets the product standard's requirements.

10.5 Protection against electric shock
Does not apply, since the entire switchgear needs to be evaluated.

10.6 Incorporation of switching devices and components
Does not apply, since the entire switchgear needs to be evaluated.

10.7 Internal electrical circuits and connections
Is the panel builder's responsibility.

10.8 Connections for external conductors
Is the panel builder's responsibility.

10.9 Insulation properties 10.9.2 Power-frequency electric strength
Is the panel builder's responsibility.

10.9 Insulation properties 10.9.3 Impulse withstand voltage
Is the panel builder's responsibility.

10.9 Insulation properties 10.9.4 Testing of enclosures made of insulating material
Is the panel builder's responsibility.

10.10 Temperature rise
Not applicable.

10.11 Short-circuit rating
Is the panel builder's responsibility. The specifications for the switchgear must be observed.

10.12 Electromagnetic compatibility
Is the panel builder's responsibility. The specifications for the switchgear must be observed.

10.13 Mechanical function
The device meets the requirements, provided the information in the instruction leaflet (IL) is observed.

Technical data ETIM 7.0

Low-voltage industrial components (EG000017) / Front element for push button (EC000221)
Electric engineering, automation, process control engineering / Low-voltage switch technology / Command and alarm device / Front element for push-button actuators (ecl@ss10.0.1-27-37-12-10 [AKF028014])

Colour button

Red

Number of command positions

1

Construction type lens

Round

Hole diameter

22.5 mm

Width opening

0 mm

Height opening

0 mm

Type of button

High

Suitable for illumination

No

With protective cover

No

Labelled

No

Switching function latching

Yes

Spring-return

Yes

With front ring

Yes

Material front ring

Plastic

Colour front ring

Chrome

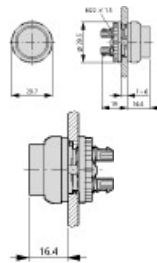
Degree of protection (IP), front side

IP67/IP69K
Degree of protection (NEMA), front side
4X

Approvals

Product Standards
IEC/EN 60947-5; UL 508; CSA-C22.2 No. 14-05; CSA-C22.2 No. 94-91; CE marking
UL File No.
E29184
UL Category Control No.
NKCR
CSA File No.
012528
CSA Class No.
3211-03
North America Certification
UL listed, CSA certified
Degree of Protection
UL/CSA Type 3R, 4X, 12, 13

Dimensions



CAD data

- [Product-specific CAD data](#)
(Web)
- [3D Preview](#)
(Web)

DWG files

- [DA-CD-drucktaste_hoch](#)
File
(Web)

edz files

- [DA-CE-ETN.M22-DRH-R](#)
File
(Web)

Step files

- [DA-CS-drucktaste_hoch](#)
File
(Web)

3D drawing

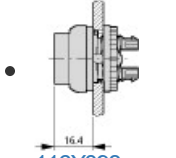


1161257

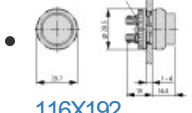
Line drawing

SmartWire-DT function element, front, M22-SWD, raised

Dimensions single product



116X098
Line drawing
Pushbutton



116X192
Line drawing
Pushbutton

Product photo



1160PIC-146
Photo
Pushbutton actuator, raised

Symbol



Germanischer Lloyd
0000SFC-180
Graphic
Germanischer Lloyd approval for Germany (color logo)



DNV
0000SFC-183
Logo
Approval Norway Det Norske Veritas DNV




116C061
Graphic
Button plate, red

Instruction Leaflet

- RMQ-Titan System(IL04716002Z)
Asset
former AWA1160-1745, IL04716001E
(PDF, 09/2020, multilingual)

StandardsSymbol



0000SFC-179

Declaration of Conformity

EU

- [RMQ Titan \(Operating and signalling devices\) M22.../M30.../C22.../C30... \(DA-DC-00003657\)](#)
Asset
(PDF)

UK

- [RMQ Titan \(Operating and signalling devices\) M22.../M30.../C22.../C30... \(DA-DC-00003960\)](#)
Asset
(PDF)

Download-Center

- [Download-Center \(this item\)](#)
Eaton EMEA Download-Center - download data for this item
- [Download-Center](#)
Eaton EMEA Download-Center

 [Generate data sheet in PDF format](#)

 [Generate data sheet in Excel format](#)

 [Write a comment](#)

[Imprint](#) [Privacy Policy](#) [Legal Disclaimer](#) [Terms and Conditions](#)

© 2021 by Eaton Industries GmbH