

Select your language

- German
- English
- Spanish
- French
- Dutch
- Italian
- Polish
- Czech
- Russian
- Norwegian Bokmål

Worldwide English



M22-DRH-W - Pushbutton, RMQ-Titan, Extended, maintained, White, Blank, Bezel: titanium



216665 M22-DRH-W

[Overview](#) [Specifications](#) [Resources](#)



216665 M22-DRH-W

Pushbutton, RMQ-Titan, Extended, maintained, White, Blank, Bezel: titanium

Alternate Catalog No.

M22-DRH-WQ

EL-Nummer (Norway)

4355627

Pushbutton, Product range: RMQ-Titan, Single unit, Design: Extended, maintained, button plate: White, Button plate Blank, Degree of Protection: IP66, IP67, IP69K, Bezel: titanium, Connection to SmartWire-DT: yes, with SWD-RMQ connections, Front dimensions: 22 x 22, Instructions: Stay-put/spring-return function can be changed on device, Standards: IEC/EN 60947, VDE 0660

• [Delivery program](#)

• [Technical data](#)

• [Design verification as per IEC/EN 61439](#)

• [Technical data ETIM 7.0](#)

• [Approvals](#)

• [Dimensions](#)

Delivery program

Product range

RMQ-Titan

Basic function

Pushbutton actuators

Mounting hole diameter [□]

22.5 mm

Single unit/Complete unit

Single unit

Design

Extended


maintained

Button plate

button plate

White

Button plate



Blank

Degree of Protection

IP66, IP67, IP69

Front ring

Bezel: titanium
Connection to SmartWire-DT
yes
with SWD-RMQ connections
Instructions
Stay-put/spring-return function can be changed on device

Technical data

General
Standards
IEC/EN 60947
VDE 0660
Lifespan, mechanical [Operations]
> 1×10^6
Operating frequency [Operations/h]
 1800
Actuating force
 5 n
Climatic proofing
Damp heat, constant, to IEC 60068-2-78
Damp heat, cyclic, to IEC 60068-2-30
Degree of Protection
IP66, IP67, IP69
Ambient temperatureOpen
-25 - +70 °C
Ambient temperatureStorage
- 40 - + 80 °C
Mounting position
As required
Mechanical shock resistance
30
Shock duration 11 ms
Sinusoidal
according to IEC 60068-2-27 g
shipping classification
DNV
GL
LR



Design verification as per IEC/EN 61439

Technical data for design verification
Rated operational current for specified heat dissipation [I_r]
0 A
Heat dissipation per pole, current-dependent [P_{vid}]
0 W
Equipment heat dissipation, current-dependent [P_{vid}]
0 W
Static heat dissipation, non-current-dependent [P_{vs}]
0 W
Heat dissipation capacity [P_{diss}]
0 W
Operating ambient temperature min.
-25 °C
Operating ambient temperature max.
+70 °C
IEC/EN 61439 design verification
10.2 Strength of materials and parts 10.2.2 Corrosion resistance
Meets the product standard's requirements.
10.2 Strength of materials and parts 10.2.3.1 Verification of thermal stability of enclosures
Meets the product standard's requirements.
10.2 Strength of materials and parts 10.2.3.2 Verification of resistance of insulating materials to normal heat
Meets the product standard's requirements.

10.2 Strength of materials and parts 10.2.3.3 Verification of resistance of insulating materials to abnormal heat and fire due to internal electric effects
Meets the product standard's requirements.

10.2 Strength of materials and parts 10.2.4 Resistance to ultra-violet (UV) radiation
Please enquire

10.2 Strength of materials and parts 10.2.5 Lifting
Does not apply, since the entire switchgear needs to be evaluated.

10.2 Strength of materials and parts 10.2.6 Mechanical impact
Does not apply, since the entire switchgear needs to be evaluated.

10.2 Strength of materials and parts 10.2.7 Inscriptions
Meets the product standard's requirements.

10.3 Degree of protection of ASSEMBLIES
Does not apply, since the entire switchgear needs to be evaluated.

10.4 Clearances and creepage distances
Meets the product standard's requirements.

10.5 Protection against electric shock
Does not apply, since the entire switchgear needs to be evaluated.

10.6 Incorporation of switching devices and components
Does not apply, since the entire switchgear needs to be evaluated.

10.7 Internal electrical circuits and connections
Is the panel builder's responsibility.

10.8 Connections for external conductors
Is the panel builder's responsibility.

10.9 Insulation properties 10.9.2 Power-frequency electric strength
Is the panel builder's responsibility.

10.9 Insulation properties 10.9.3 Impulse withstand voltage
Is the panel builder's responsibility.

10.9 Insulation properties 10.9.4 Testing of enclosures made of insulating material
Is the panel builder's responsibility.

10.10 Temperature rise
Not applicable.

10.11 Short-circuit rating
Is the panel builder's responsibility. The specifications for the switchgear must be observed.

10.12 Electromagnetic compatibility
Is the panel builder's responsibility. The specifications for the switchgear must be observed.

10.13 Mechanical function
The device meets the requirements, provided the information in the instruction leaflet (IL) is observed.

Technical data ETIM 7.0

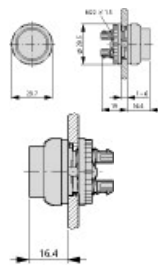
Low-voltage industrial components (EG000017) / Front element for push button (EC000221)
Electric engineering, automation, process control engineering / Low-voltage switch technology / Command and alarm device / Front element for push-button actuators (ecl@ss10.0.1-27-37-12-10 [AKF028014])
Colour button
White
Number of command positions
1
Construction type lens
Round
Hole diameter
22.5 mm
Width opening
0 mm
Height opening
0 mm
Type of button
High
Suitable for illumination
No
With protective cover
No
Labelled
No
Switching function latching
Yes
Spring-return
Yes
With front ring
Yes

Material front ring
Plastic
Colour front ring
Chrome
Degree of protection (IP), front side
IP67/IP69K
Degree of protection (NEMA), front side
4X

Approvals

Product Standards
IEC/EN 60947-5; UL 508; CSA-C22.2 No. 14-05; CSA-C22.2 No. 94-91; CE marking
UL File No.
E29184
UL Category Control No.
NKCR
CSA File No.
012528
CSA Class No.
3211-03
North America Certification
UL listed, CSA certified
Degree of Protection
UL/CSA Type 3R, 4X, 12, 13

Dimensions



CAD data

- [Product-specific CAD data](#)
(Web)
- [3D Preview](#)
(Web)

DWG files

- [DA-CD-drucktaste_hoch](#)
File
(Web)

edz files

- [DA-CE-ETN.M22-DRH-W](#)
File
(Web)

Step files

- [DA-CS-drucktaste_hoch](#)
File
(Web)

3D drawing

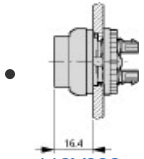


116I257

Line drawing

SmartWire-DT function element, front, M22-SWD, raised

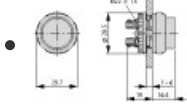
Dimensions single product



116X098

Line drawing

Pushbutton



116X192

Line drawing

Pushbutton

Product photo



1160PIC-1102


Photo

Symbol



Logo

Approval Norway Det Norske Veritas DNV



116C063

Graphic

Button plate, white

Instruction Leaflet

- [RMQ-Titan System \(IL04716002Z\)](#)
Asset
former AWA1160-1745, IL04716001E
(PDF, 09/2020, multilingual)

StandardsSymbol



0000SPC-179

Graphic

Lloyd's Register approval for Great Britain

Declaration of Conformity

EU

- [RMQ Titan \(Operating and signalling devices\) M22.../M30.../C22.../C30... \(DA-DC-00003657\)](#)
Asset
(PDF)

UK

- [RMQ Titan \(Operating and signalling devices\) M22.../M30.../C22.../C30... \(DA-DC-00003960\)](#)
Asset
(PDF)

Download-Center

- [Download-Center \(this item\)](#)
Eaton EMEA Download-Center - download data for this item
- [Download-Center](#)
Eaton EMEA Download-Center



[Generate data sheet in PDF format](#)



[Generate data sheet in Excel format](#)



[Write a comment](#)

[Imprint](#) [Privacy Policy](#) [Legal Disclaimer](#) [Terms and Conditions](#)

© 2021 by Eaton Industries GmbH

