

Select your language

- German
- English
- Spanish
- French
- Dutch
- Italian
- Polish
- Czech
- Russian
- Norwegian Bokmål

Worldwide English



Z-SCH230/63-40 - Installation contactor, 230VAC/50Hz, 4NO, 63A, 3HP



248856 Z-SCH230/63-40

[Overview](#) [Specifications](#) [Resources](#)



248856 Z-SCH230/63-40

Installation contactor, 230VAC/50Hz, 4NO, 63A, 3HP

EL-Nummer (Norway) 4355538

Installation contactor, rated control circuit voltage 230V AC, rated operational current at AC1 63A, function: 4 N/O, details according to IEC 61095, EN 61095, VDE 0660, IEC 60947-4-1_x, EN 60947-4-1, VDE, standard front dimension 45 mm, mounting width 3 SU (52.5mm), top-hat rail mounting

- Design verification as per IEC/EN 61439
- Technical data ETIM 7.0

Design verification as per IEC/EN 61439

Rated operational current for specified heat dissipation [I_r]

63 A

Heat dissipation per pole, current-dependent [P_{vid}]

0 W

Equipment heat dissipation, current-dependent [P_{vid}]

30.6 W

Static heat dissipation, non-current-dependent [P_{vs}]

0 W

Heat dissipation capacity [P_{diss}]

0 W

Operating ambient temperature min.

-40 °C

Operating ambient temperature max.

+60 °C

0

Technical data ETIM 7.0

Devices for distribution board/surface mounting (EG000062) / Installation contactor for distribution board (EC001653)

Electric engineering, automation, process control engineering / Electrical installation, device / Modular serial built-in device for electrical circuit distributors / Installation contactor for distribution board (ecl@ss10.0.1-27-14-23-08 [AFZ820015])

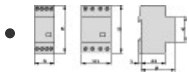
Rated operating voltage

440 - 440 V

Rated operation current

63 A
Utility category
1
Rated excitation voltage
230 - 230 V
Voltage type (operating voltage)
AC
Voltage type (excitation voltage)
AC
Number of contacts as normally open contact
4
Number of contacts as normally closed contact
0
Max. incandescent lamp load
7740 W
Max. load fluorescent lamp
4060 VA
Max. load fluorescent lamp (Duo circuit)
8120 VA
Max. load fluorescent lamp (parallel compensated)
2668 VA
Slider for hand switch
No
Number of modular spacings
3
Built-in depth
60 mm
Additional equipment possible
Yes
Degree of protection (IP)
IP40

Dimensions single product



122X144

Line drawing

Installation contactors

Product photo



wa_sg01721

Photo


Installation contactor


(Web)

Download-Center

- [Download-Center \(this item\)](#)
Eaton EMEA Download-Center - download data for this item
- [Download-Center](#)
Eaton EMEA Download-Center

 [Generate data sheet in PDF format](#)

 [Generate data sheet in Excel format](#)

 [Write a comment](#)

[Imprint](#) [Privacy Policy](#) [Legal Disclaimer](#) [Terms and Conditions](#)

© 2021 by Eaton Industries GmbH