

Select your language

- German
- English
- Spanish
- French
- Dutch
- Italian
- Polish
- Czech
- Russian
- Norwegian Bokmål

Worldwide English



Powering Business Worldwide

M22-XCK - Label for 4-position switch, blank



279433 M22-XCK

[Overview](#) [Specifications](#) [Resources](#)



## 279433 M22-XCK

Label for 4-position switch, blank

Alternate Catalog No.

M22-XCKQ

EL-Nummer (Norway)

4355481

Label, Product range: Accessories, Single unit, Name: No inscription, For use with: Joystick, 4-way selector switch actuators, Connection to SmartWire-DT: no, Standards: IEC/EN 60947, VDE 0660, Mounting position: As required

- [Delivery program](#)
- [Technical data](#)
- [Design verification as per IEC/EN 61439](#)
- [Technical data ETIM 7.0](#)
- [Approvals](#)

### Delivery program

Product range  
Accessories  
Basic function accessories  
Labels  
Single unit/Complete unit  
Single unit  
Name  
No inscription  
For use with  
Joystick  
4-way selector switch actuators  
Connection to SmartWire-DT  
no

### Technical data

General  
Standards  
IEC/EN 60947  
VDE 0660  
Climatic proofing  
Damp heat, constant, to IEC 60068-2-78  
Damp heat, cyclic, to IEC 60068-2-30

Ambient temperature Open  
-25 - +70 °C  
Mounting position  
As required  
shipping classification  
DNV  
GL  
LR



## Design verification as per IEC/EN 61439

Technical data for design verification

Rated operational current for specified heat dissipation [ $I_r$ ]

0 A

Heat dissipation per pole, current-dependent [ $P_{vid}$ ]

0 W

Equipment heat dissipation, current-dependent [ $P_{vid}$ ]

0 W

Static heat dissipation, non-current-dependent [ $P_{vs}$ ]

0 W

Heat dissipation capacity [ $P_{diss}$ ]

0 W

Operating ambient temperature min.

-25 °C

Operating ambient temperature max.

+70 °C

IEC/EN 61439 design verification

10.2 Strength of materials and parts 10.2.2 Corrosion resistance

Meets the product standard's requirements.

10.2 Strength of materials and parts 10.2.3.1 Verification of thermal stability of enclosures

Meets the product standard's requirements.

10.2 Strength of materials and parts 10.2.3.2 Verification of resistance of insulating materials to normal heat

Meets the product standard's requirements.

10.2 Strength of materials and parts 10.2.3.3 Verification of resistance of insulating materials to abnormal heat and fire due to internal electric effects

Meets the product standard's requirements.

10.2 Strength of materials and parts 10.2.4 Resistance to ultra-violet (UV) radiation

Please enquire

10.2 Strength of materials and parts 10.2.5 Lifting

Does not apply, since the entire switchgear needs to be evaluated.

10.2 Strength of materials and parts 10.2.6 Mechanical impact

Does not apply, since the entire switchgear needs to be evaluated.

10.2 Strength of materials and parts 10.2.7 Inscriptions

Meets the product standard's requirements.

10.3 Degree of protection of ASSEMBLIES

Does not apply, since the entire switchgear needs to be evaluated.

10.4 Clearances and creepage distances

Meets the product standard's requirements.

10.5 Protection against electric shock

Does not apply, since the entire switchgear needs to be evaluated.

10.6 Incorporation of switching devices and components

Does not apply, since the entire switchgear needs to be evaluated.

10.7 Internal electrical circuits and connections

Is the panel builder's responsibility.

10.8 Connections for external conductors

Is the panel builder's responsibility.

10.9 Insulation properties 10.9.2 Power-frequency electric strength

Is the panel builder's responsibility.

10.9 Insulation properties 10.9.3 Impulse withstand voltage

Is the panel builder's responsibility.

10.9 Insulation properties 10.9.4 Testing of enclosures made of insulating material

Is the panel builder's responsibility.

10.10 Temperature rise

Not applicable.

#### 10.11 Short-circuit rating

Is the panel builder's responsibility. The specifications for the switchgear must be observed.

#### 10.12 Electromagnetic compatibility

Is the panel builder's responsibility. The specifications for the switchgear must be observed.

#### 10.13 Mechanical function

The device meets the requirements, provided the information in the instruction leaflet (IL) is observed.

## Technical data ETIM 7.0

Low-voltage industrial components (EG000017) / Text plate for control circuit devices (EC000624)

Electric engineering, automation, process control engineering / Low-voltage switch technology / Command and alarm device / Identification plate for command devices (ecl@ss10.0.1-27-37-12-25 [AKF043014])

Inprint

Other

Inprint ISO symbols

Other

Colour

Silver

Shape

Square

Width

50 mm

Height

50 mm

Outer diameter

0 mm

## Approvals

North America Certification

UL/CSA certification not required

## CAD data

- [Product-specific CAD data](#)  
(Web)
- [3D Preview](#)  
(Web)


## DWG files

- [DA-CD-schild\\_einlage\\_4\\_fach](#)  
File  
(Web)

## Step files

- [DA-CS-schild\\_einlage\\_4\\_fach](#)  
File  
(Web)

## Product photo




1160PIC-28

Photo

Plate for joystick: blank, customised inscription

## Symbol

-   
Germanischer Lloyd  
0000SPC-180  
Graphic  
Germanischer Lloyd approval for Germany (color logo)

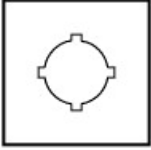


DNV

0000SFC-183

Logo

Approval Norway Det Norske Veritas DNV



116C255

Graphic

Plate for joystick: blank, customised inscription

## StandardsSymbol



0000SFC-179

Graphic

Lloyd's Register approval for Great Britain

## Instruction Leaflet

- [RMQ-Titan System \(IL04716002Z\)](#)  
Asset  
former AWA1160-1745, IL04716001E  
(PDF, 09/2020, multilingual)

## Declaration of Conformity

### EU

- [E-stop operating devices RMQ Titan & acc. M22/M30\(S\)-PV\(LT\)30... \(DA-DC-00003323\)](#)  
Asset  
(PDF)
- [Emergency-stop operating devices RMQ Titan & accessories M22-..., M30-... \(DA-DC-00003622\)](#)  
Asset  
(PDF)
- [RMQ Titan \(Operating and signalling devices\) M22.../M30.../C22.../C30... \(DA-DC-00003657\)](#)  
Asset  
(PDF)

### UK

- [RMQ Titan \(Operating and signalling devices\) M22.../M30.../C22.../C30... \(DA-DC-00003960\)](#)  
Asset  
(PDF)

## Download-Center

- [Download-Center \(this item\)](#)  
Eaton EMEA Download-Center - download data for this item
- [Download-Center](#)  
Eaton EMEA Download-Center



[Generate data sheet in PDF format](#)



[Generate data sheet in Excel format](#)



[Write a comment](#)

