


RMQ TITAN MODULAR PILOT DEVICES
279418


Overview


Specifications


Resources

How to



279418

Eaton Moeller® series M22 Joystick, with one operation direction, With plastic shaft, 4 positions, Bezel: black

Contact me about this product

Photo is representative




Photo is representative




Photo is representative




Photo is representative



Designed to work together

Discover other Eaton products and accessories built to enhance this product.

216376

Eaton Moeller® series M22 Contact element, Screw terminals, Front fixing, 1 N/O, 24 V 3 A, 220 V 230 V 240 V 6 A M22-K10

216378

Eaton Moeller® series M22 Contact element, Screw terminals, Front fixing, 1 NC, 24 V 3 A, 220 V 230 V 240 V 6 A M22-K01

216384

Eaton Moeller® series M22 Contact element, Cage Clamp, Front fixing, 1 N/O, 24 V 3 A, 220 V 230 V 240 V 6 A

216380

Eaton Moeller® series M22 Contact element, Screw terminals, Base f N/O, 24 V 3 A, 220 V 230 V 240 V 6 A M22-KC10

[View more](#)[View less](#)

GENERAL SPECIFICATIONS

General specifications

>

PRODUCT NAME Eaton Moeller® series M22 Joystick**CATALOG NUMBER** 279418

Product specifications

>

MODEL CODE M22S-WJ4**EAN** 4015082794187**PRODUCT LENGTH/DEPTH** 100 mm**PRODUCT HEIGHT** 30 mm**PRODUCT WIDTH** 30 mm**PRODUCT WEIGHT** 0.028 kg**COMPLIANCES** CE Marked

CERTIFICATIONS

UL 508
IEC 60947-5
CSA Std. C22.2 No. 14-05
CSA Std. C22.2 No. 94-91
EN 60947-5
VDE
UL Category Control No.: NKCR
CSA-C22.2 No. 94-91
IEC/EN 60947-5
UL
CSA
VDE 0660
UL File No.: E29184
CSA-C22.2 No. 14-05
CSA File No.: 012528
IEC/EN 60947
CE
CSA Class No.: 3211-03

PRODUCT SPECIFICATIONS

RATED OPERATIONAL CURRENT FOR SPECIFIED HEAT DISSIPATION (IN) 0 A

10.11 SHORT-CIRCUIT RATING

Is the panel builder's responsibility. The specifications must be observed.

NUMBER OF POSITIONS

4

OPENING DIAMETER

22.5 mm

10.4 CLEARANCES AND CREEPAGE DISTANCES

Meets the product standard's requirements.

10.10 PANEL BUILDER'S RESPONSIBILITY

Is the panel builder's responsibility. The specifications must be observed.

10.12 ELECTROMAGNETIC COMPATIBILITY	must be observed.
10.2.5 LIFTING	Does not apply, since the entire switchgear needs to
NUMBER OF ACTUATION DIRECTIONS	4
10.2.3.1 VERIFICATION OF THERMAL STABILITY OF ENCLOSURES	Meets the product standard's requirements.
FITTED WITH:	Plastic shaft Front ring Retraction in 0-position Filament bulb (24 V)
FORCE FOR POSITIVE OPENING - MIN	0 N
10.8 CONNECTIONS FOR EXTERNAL CONDUCTORS	Is the panel builder's responsibility.
RATED OPERATIONAL CURRENT (IE) AT AC-21, 400 V, 415 V	0 A
ACTUATING FORCE	5 N
AMBIENT OPERATING TEMPERATURE - MAX	70 °C
BEZEL COLOR	Black
CLIMATIC PROOFING	Damp heat, constant, to IEC 60068-2-78 Damp heat, cyclic, to IEC 60068-2-30
CONNECTION TO SMARTWIRE-DT	With SWD-RMQ connections Yes
STATIC HEAT DISSIPATION, NON-CURRENT-DEPENDENT PVS	0 W
10.9.3 IMPULSE WITHSTAND VOLTAGE	Is the panel builder's responsibility.
AMBIENT OPERATING TEMPERATURE - MIN	-25 °C
10.6 INCORPORATION OF SWITCHING DEVICES AND COMPONENTS	Does not apply, since the entire switchgear needs to
10.5 PROTECTION AGAINST ELECTRIC SHOCK	Does not apply, since the entire switchgear needs to
NUMBER OF CONTACTS (NORMALLY OPEN) PER ACTUATION DIRECTION	0
MOUNTING POSITION	As required
ACTUATOR FUNCTION	Momentary
10.13 MECHANICAL FUNCTION	The device meets the requirements, provided the instruction leaflet (IL) is observed.
10.2.6 MECHANICAL IMPACT	Does not apply, since the entire switchgear needs to
10.9.4 TESTING OF ENCLOSURES MADE OF INSULATING MATERIAL	Is the panel builder's responsibility.
10.3 DEGREE OF PROTECTION OF ASSEMBLIES	Does not apply, since the entire switchgear needs to
HEAT DISSIPATION PER POLE, CURRENT-DEPENDENT	0 W

PVID	
NUMBER OF MAKE-AND-BREAK CONTACTS PER DIRECTION	0
OPERATING FREQUENCY	2000 Operations/h
PRODUCT CATEGORY	RMQ-Titan
JOYSTICK LENGTH	75 mm
EQUIPMENT HEAT DISSIPATION, CURRENT-DEPENDENT PVID	0 W
HEAT DISSIPATION CAPACITY PDISS	0 W
ACCESSORIES	Plastic shaft
OPERATING MODE	Momentary
10.2.3.2 VERIFICATION OF RESISTANCE OF INSULATING MATERIALS TO NORMAL HEAT	Meets the product standard's requirements.
10.2.3.3 RESIST. OF INSUL. MAT. TO ABNORMAL HEAT/FIRE BY INTERNAL ELECT. EFFECTS	Meets the product standard's requirements.
LIFESPAN, MECHANICAL	100,000 Operations
BEZEL MATERIAL	Plastic
NUMBER OF SWITCH LEVELS	1
10.9.2 POWER-FREQUENCY ELECTRIC STRENGTH	Is the panel builder's responsibility.
DEGREE OF PROTECTION	IP66 NEMA 4X, 13
10.7 INTERNAL ELECTRICAL CIRCUITS AND CONNECTIONS	Is the panel builder's responsibility.
10.10 TEMPERATURE RISE	Not applicable.
TYPE	Joystick
10.2.2 CORROSION RESISTANCE	Meets the product standard's requirements.
10.2.4 RESISTANCE TO ULTRA-VIOLET (UV) RADIATION	Please enquire
10.2.7 INSCRIPTIONS	Meets the product standard's requirements.
SHOCK RESISTANCE	30 g, Mechanical, According to IEC/EN 60068-2-27 11 ms Mechanical, According to IEC/EN 60068-2-27
NUMBER OF CONTACTS (NORMALLY CLOSED) PER ACTUATION DIRECTION	0

Catalogs

Certification reports

Drawings

eCAD model

Installation instructions

Installation videos

mCAD model

System overview

279418



Eaton is an intelligent power management company dedicated to improving the quality of life and protecting the environment for people everywhere. We are guided by our commitment to do business right, to operate sustainably and to help our customers manage power — today and well into the future. By capitalizing on the global growth trends of electrification and digitalization, we're accelerating the planet's transition to renewable energy and helping to solve the world's most urgent power management challenges.

