

Select your language

- German
- English
- Spanish
- French
- Dutch
- Italian
- Polish
- Czech
- Russian
- Norwegian Bokmål

Worldwide English



M22-WRK4 - Changeover switch, RMQ-Titan, With thumb-grip, maintained, 4 positions, Bezel: titanium



279431 M22-WRK4

[Overview](#) [Specifications](#) [Resources](#)



279431 M22-WRK4

Changeover switch, RMQ-Titan, With thumb-grip, maintained, 4 positions, Bezel: titanium

Alternate Catalog No.

M22-WRK4Q

EL-Nummer (Norway)

4355456

Changeover switch, Product range: RMQ-Titan, Single unit, Design: With thumb-grip, maintained, 4 positions, Degree of Protection: IP66, Bezel: titanium, Connection to SmartWire-DT: yes, with SWD-RMQ connections, Front dimensions: 29,7, Instructions: Not suitable for coding adapters, Use M22-A4 fixing adapter ? accessories, Labels ? accessories, Standards: IEC/EN 60947, VDE 0660, Degree of Protection: IP66

- Delivery program
- Technical data
- Design verification as per IEC/EN 61439
- Technical data ETIM 7.0
- Approvals
- Dimensions

Delivery program

Product range

RMQ-Titan

Basic function

Selector switch actuators

Mounting hole diameter [□]

22.5 mm

Single unit/Complete unit

Single unit

Design

With thumb-grip

maintained

Function: [□ = spring-return]


Function



4 positions

Button plate

Button plate



Degree of Protection

IP66
Front ring
Bezel: titanium
Connection to SmartWire-DT
yes
with SWD-RMQ connections

Instructions

Not suitable for coding adapters
Use M22-A4 fixing adapter accessories
Ordering information
Labels accessories

Technical data

General

Standards

IEC/EN 60947

VDE 0660

Lifespan, mechanical [Operations]

> 0.1 x 10⁶

Operating frequency [Operations/h]

2000

Operating torque

0.3 Nm

Climatic proofing

Damp heat, constant, to IEC 60068-2-78

Damp heat, cyclic, to IEC 60068-2-30

Degree of Protection

IP66

Ambient temperatureOpen

-25 - +70 °C

Ambient temperatureStorage

- 40 - + 80 °C

Mounting position

As required

Mechanical shock resistance

30

Shock duration 11 ms

Sinusoidal

according to IEC 60068-2-27 g

shipping classification

DNV

GL

LR



Indoor and protected outdoor installation

Design verification as per IEC/EN 61439

Technical data for design verification

Rated operational current for specified heat dissipation [I_r]

0 A

Heat dissipation per pole, current-dependent [P_{vid}]

0 W

Equipment heat dissipation, current-dependent [P_{vid}]

0 W

Static heat dissipation, non-current-dependent [P_{vs}]

0 W

Heat dissipation capacity [P_{diss}]

0 W

Operating ambient temperature min.

-25 °C

Operating ambient temperature max.

+70 °C

IEC/EN 61439 design verification

10.2 Strength of materials and parts 10.2.2 Corrosion resistance
Meets the product standard's requirements.

10.2 Strength of materials and parts 10.2.3.1 Verification of thermal stability of enclosures
Meets the product standard's requirements.

10.2 Strength of materials and parts 10.2.3.2 Verification of resistance of insulating materials to normal heat
Meets the product standard's requirements.

10.2 Strength of materials and parts 10.2.3.3 Verification of resistance of insulating materials to abnormal heat and fire due to internal electric effects
Meets the product standard's requirements.

10.2 Strength of materials and parts 10.2.4 Resistance to ultra-violet (UV) radiation
Please enquire

10.2 Strength of materials and parts 10.2.5 Lifting
Does not apply, since the entire switchgear needs to be evaluated.

10.2 Strength of materials and parts 10.2.6 Mechanical impact
Does not apply, since the entire switchgear needs to be evaluated.

10.2 Strength of materials and parts 10.2.7 Inscriptions
Meets the product standard's requirements.

10.3 Degree of protection of ASSEMBLIES
Does not apply, since the entire switchgear needs to be evaluated.

10.4 Clearances and creepage distances
Meets the product standard's requirements.

10.5 Protection against electric shock
Does not apply, since the entire switchgear needs to be evaluated.

10.6 Incorporation of switching devices and components
Does not apply, since the entire switchgear needs to be evaluated.

10.7 Internal electrical circuits and connections
Is the panel builder's responsibility.

10.8 Connections for external conductors
Is the panel builder's responsibility.

10.9 Insulation properties 10.9.2 Power-frequency electric strength
Is the panel builder's responsibility.

10.9 Insulation properties 10.9.3 Impulse withstand voltage
Is the panel builder's responsibility.

10.9 Insulation properties 10.9.4 Testing of enclosures made of insulating material
Is the panel builder's responsibility.

10.10 Temperature rise
Not applicable.

10.11 Short-circuit rating
Is the panel builder's responsibility. The specifications for the switchgear must be observed.

10.12 Electromagnetic compatibility
Is the panel builder's responsibility. The specifications for the switchgear must be observed.

10.13 Mechanical function
The device meets the requirements, provided the information in the instruction leaflet (IL) is observed.

Technical data ETIM 7.0

Low-voltage industrial components (EG000017) / Front element for selector switch (EC000222)
Electric engineering, automation, process control engineering / Low-voltage switch technology / Command and alarm device / Front element for selector switches (ecl@ss10.0.1-27-37-12-13 [AKF031014])

Number of switch positions

2

Type of control element

Toggle

Suitable for illumination

No

Colour control element

Black

Colour indicator light cap

Other

Construction type lens

Round

Hole diameter

22.5 mm

Width opening

0 mm

Height opening

0 mm

Switching function latching

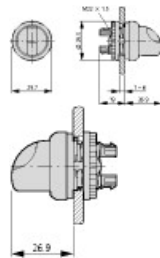
Yes

Spring-return
No
With front ring
Yes
Material front ring
Plastic
Colour front ring
Other
Degree of protection (IP), front side
IP66
Degree of protection (NEMA)
4X

Approvals

Product Standards
IEC/EN 60947-5; UL 508; CSA-C22.2 No. 14-05; CSA-C22.2 No. 94-91; CE marking
UL File No.
E29184
UL Category Control No.
NKCR
CSA File No.
012528
CSA Class No.
3211-03
North America Certification
UL listed, CSA certified
Degree of Protection
UL/CSA Type 3R, 4X, 12, 13

Dimensions



CAD data

- [Product-specific CAD data](#)
(Web)
- [3D Preview](#)
(Web)

DWG files

- [DA-CD-wahltaste_knebel_4_fach](#)
File
(Web)

edz files

- [DA-CE-ETN.M22-WRK4](#)
File
(Web)

Step files

- [DA-CS-wahltaste_knebel_4_fach](#)
File
(Web)

3D drawing

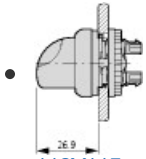
- □

116I266

Line drawing

Illuminated selector switch actuator

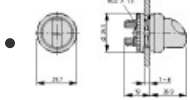
Dimensions single product



116X115

Line drawing

Selector switch



116X196

Line drawing

Selector switch

Product photo



1160PIC-157

Photo

Selector switch, thumb-grip

Symbol



Germanischer Lloyd

0000SPC-180

Graphic

Germanischer Lloyd approval for Germany (color logo)



DNV

0000SPC-183

Logo


Approval Norway Det Norske Veritas DNV



116C252

Graphic

Button plate



116Z029

Graphic

Selector switch, 4 positions

Instruction Leaflet

- RMQ-Titan System(IL04716002Z)

Asset
former AWA1160-1745, IL04716001E
(PDF, 09/2020, multilingual)

StandardsSymbol



0000SPC-179

Graphic

Lloyd's Register approval for Great Britain

Declaration of Conformity

EU

- [RMQ Titan \(Operating and signalling devices\) M22.../M30.../C22.../C30... \(DA-DC-00003657\)](#)
Asset
(PDF)

UK

- [RMQ Titan \(Operating and signalling devices\) M22.../M30.../C22.../C30... \(DA-DC-00003960\)](#)
Asset
(PDF)

Download-Center

- [Download-Center \(this item\)](#)
Eaton EMEA Download-Center - download data for this item
- [Download-Center](#)
Eaton EMEA Download-Center

 [Generate data sheet in PDF format](#)

 [Generate data sheet in Excel format](#)

 [Write a comment](#)

[Imprint](#) [Privacy Policy](#) [Legal Disclaimer](#) [Terms and Conditions](#)

© 2021 by Eaton Industries GmbH