



Buzzer BA9s, 18-30V, pulsed tone




Part no. M22-XAMP
Catalog No. 229028
Alternate Catalog No. M22-XAMPQ
EL-Nummer (Norway) 4355448

Delivery program

Product range		Accessories
Basic function accessories		Buzzer for acoustic device
Single unit/Complete unit		Single unit
Description		83 dB/10 cm, 18 - 30 mA, positive pole at X1, f = 2300 Hz
Function		Pulsed tone, 24 V DC (+10 %/-15 %)
Type of tone		Pulsed tone
For use with		BA9s base
Connection to SmartWire-DT		no

Technical data

General

Ambient temperature			
Open	°C		-25 - +70
shipping classification			DNV GL LR
		  	

Design verification as per IEC/EN 61439

Technical data for design verification			
Rated operational current for specified heat dissipation	I_n	A	0
Heat dissipation per pole, current-dependent	P_{vid}	W	0
Equipment heat dissipation, current-dependent	P_{vid}	W	0
Static heat dissipation, non-current-dependent	P_{vs}	W	0.4
Heat dissipation capacity	P_{diss}	W	0
Operating ambient temperature min.		°C	-25
Operating ambient temperature max.		°C	70
IEC/EN 61439 design verification			
10.2 Strength of materials and parts			
10.2.2 Corrosion resistance			
			Meets the product standard's requirements.
10.2.3.1 Verification of thermal stability of enclosures			
			Meets the product standard's requirements.
10.2.3.2 Verification of resistance of insulating materials to normal heat			
			Meets the product standard's requirements.
10.2.3.3 Verification of resistance of insulating materials to abnormal heat and fire due to internal electric effects			
			Meets the product standard's requirements.
10.2.4 Resistance to ultra-violet (UV) radiation			
			Please enquire
10.2.5 Lifting			
			Does not apply, since the entire switchgear needs to be evaluated.
10.2.6 Mechanical impact			
			Does not apply, since the entire switchgear needs to be evaluated.
10.2.7 Inscriptions			
			Meets the product standard's requirements.
10.3 Degree of protection of ASSEMBLIES			
			Does not apply, since the entire switchgear needs to be evaluated.
10.4 Clearances and creepage distances			
			Meets the product standard's requirements.

10.5 Protection against electric shock		Does not apply, since the entire switchgear needs to be evaluated.
10.6 Incorporation of switching devices and components		Does not apply, since the entire switchgear needs to be evaluated.
10.7 Internal electrical circuits and connections		Is the panel builder's responsibility.
10.8 Connections for external conductors		Is the panel builder's responsibility.
10.9 Insulation properties		
10.9.2 Power-frequency electric strength		Is the panel builder's responsibility.
10.9.3 Impulse withstand voltage		Is the panel builder's responsibility.
10.9.4 Testing of enclosures made of insulating material		Is the panel builder's responsibility.
10.10 Temperature rise		The panel builder is responsible for the temperature rise calculation. Eaton will provide heat dissipation data for the devices.
10.11 Short-circuit rating		Is the panel builder's responsibility. The specifications for the switchgear must be observed.
10.12 Electromagnetic compatibility		Is the panel builder's responsibility. The specifications for the switchgear must be observed.
10.13 Mechanical function		The device meets the requirements, provided the information in the instruction leaflet (IL) is observed.

Technical data ETIM 7.0

Low-voltage industrial components (EG000017) / Acoustic indicator (EC001026)		
Electric engineering, automation, process control engineering / Low-voltage switch technology / Command and alarm device / Acoustic alarm unit (ecl@ss10.0.1-27-37-12-14 [AKF032014])		
Type of acoustic signal		Pulse tone
Loudness	dB	83
Operating voltage at AC 50 Hz	V	0 - 0
Operating voltage at AC 60 Hz	V	0 - 0
Operating voltage at DC	V	24 - 24
Voltage type		DC
Voltage type		DC

Approvals

Product Standards		IEC/EN 60947-5; UL 508; CSA-C22.2 No. 14-05; CE marking
UL File No.		E29184
UL Category Control No.		NKCR
CSA File No.		012528
CSA Class No.		3211-03
North America Certification		UL listed, CSA certified

Assets (links)

Declaration of CE Conformity

00003256