

RMQ TITAN MODULAR PILOT DEVICES
216917



Overview




Specifications



Resources


How to





216917

Eaton Moeller® series M22 Indicator light, RMQ-T without light elements, For filament bulbs, neon bulb with BA 9s lamp socket, yellow

[Contact me about this product](#)





Designed to work together

Discover other Eaton products and accessories built to enhance this product.

216535

Eaton Moeller® series M22 Surface mounting enclosure, 1 mounting location

216537

Eaton Moeller® series M22 Surface mounting enclosure, 2 mounting locations

216538

Eaton Moeller® series M22 Surface mounting enclosure, 3 mounting locations

216536

Eaton Moeller® series M22 Surface mounting enclosure, yellow, 1 mounting location

[View more](#)

[View less](#)

GENERAL SPECIFICATIONS

General specifications	>	PRODUCT NAME	Eaton Moeller® series M22 Indicator light
		CATALOG NUMBER	216917
Product specifications	>	MODEL CODE	M22-LCH-Y
		EAN	4015082169176
		PRODUCT LENGTH/DEPTH	57 mm
		PRODUCT HEIGHT	30 mm
		PRODUCT WIDTH	30 mm
		PRODUCT WEIGHT	0.017 kg
		CERTIFICATIONS	CE CSA Class No.: 3211-03 UL Category Control No.: NKCR IEC/EN 60947-5 UL 508 VDE 0660 CSA CSA File No.: 012528 IEC/EN 60947 UL UL File No.: E29184 CSA-C22.2 No. 14-05
		CATALOG NOTES	Without light elements

PRODUCT SPECIFICATIONS

RATED OPERATIONAL CURRENT FOR SPECIFIED HEAT DISSIPATION (IN)	0 A
10.11 SHORT-CIRCUIT RATING	Is the panel builder's responsibility. The specifications must be observed.
OPENING DIAMETER	22.5 mm
10.4 CLEARANCES AND CREEPAGE DISTANCES	Meets the product standard's requirements.
10.12 ELECTROMAGNETIC COMPATIBILITY	Is the panel builder's responsibility. The specifications must be observed.
10.2.5 LIFTING	Does not apply, since the entire switchgear needs to be lifted.
DESIGN	Extended, conical
10.2.3.1 VERIFICATION OF THERMAL STABILITY OF ENCLOSURES	Meets the product standard's requirements.
FITTED WITH:	BA 9s lamp socket
DEGREE OF PROTECTION (FRONT SIDE)	IP67/IP69K

FORCE FOR POSITIVE OPENING - MIN	0 N
10.8 CONNECTIONS FOR EXTERNAL CONDUCTORS	Is the panel builder's responsibility.
LENS COLOR	Yellow
AMBIENT OPERATING TEMPERATURE - MAX	70 °C
BEZEL COLOR	Chrome
CLIMATIC PROOFING	Damp heat, constant, to IEC 60068-2-78 Damp heat, cyclic, to IEC 60068-2-30
CONNECTION TO SMARTWIRE-DT	No
STATIC HEAT DISSIPATION, NON-CURRENT-DEPENDENT PVS	0 W
10.9.3 IMPULSE WITHSTAND VOLTAGE	Is the panel builder's responsibility.
AMBIENT OPERATING TEMPERATURE - MIN	-25 °C
10.6 INCORPORATION OF SWITCHING DEVICES AND COMPONENTS	Does not apply, since the entire switchgear needs to
10.5 PROTECTION AGAINST ELECTRIC SHOCK	Does not apply, since the entire switchgear needs to
MOUNTING POSITION	As required
10.13 MECHANICAL FUNCTION	The device meets the requirements, provided the inf instruction leaflet (IL) is observed.
10.2.6 MECHANICAL IMPACT	Does not apply, since the entire switchgear needs to
10.9.4 TESTING OF ENCLOSURES MADE OF INSULATING MATERIAL	Is the panel builder's responsibility.
10.3 DEGREE OF PROTECTION OF ASSEMBLIES	Does not apply, since the entire switchgear needs to
HEAT DISSIPATION PER POLE, CURRENT-DEPENDENT PVID	0 W
PRODUCT CATEGORY	RMQ-Titan
TERMINAL CAPACITY	0.5 - 1.5 mm ² , stranded 0.5 - 1.5 mm ² , solid
EQUIPMENT HEAT DISSIPATION, CURRENT-DEPENDENT PVID	0 W
HEAT DISSIPATION CAPACITY PDISS	0 W
WIDTH OPENING	0 mm
10.2.3.2 VERIFICATION OF RESISTANCE OF INSULATING MATERIALS TO NORMAL HEAT	Meets the product standard's requirements.
10.2.3.3 RESIST. OF INSUL. MAT. TO ABNORMAL HEAT/FIRE BY INTERNAL ELECT. EFFECTS	Meets the product standard's requirements.
BEZEL MATERIAL	Other
10.9.2 POWER-FREQUENCY ELECTRIC STRENGTH	Is the panel builder's responsibility.

OVERVOLTAGE CATEGORY	III
DEGREE OF PROTECTION	NEMA 4X, 13
OPENING HEIGHT	22.5 mm
POLLUTION DEGREE	3
10.7 INTERNAL ELECTRICAL CIRCUITS AND CONNECTIONS	Is the panel builder's responsibility.
RATED IMPULSE WITHSTAND VOLTAGE (UIMP)	4000 V AC
10.10 TEMPERATURE RISE	Not applicable.
SIZE	Front diameter: 29.7 mm
LENS TYPE	High Round
TYPE	Indicator lights
10.2.2 CORROSION RESISTANCE	Meets the product standard's requirements.
10.2.4 RESISTANCE TO ULTRA-VIOLET (UV) RADIATION	Please enquire
10.2.7 INSCRIPTIONS	Meets the product standard's requirements.
SUITABLE FOR NUMBER OF BUILT-IN SIGNAL LIGHTS	1
SHOCK RESISTANCE	Mechanical, According to IEC/EN 60068-2-27 30 g, Mechanical, According to IEC/EN 60068-2-27 11 ms
RATED INSULATION VOLTAGE (UI)	250 V

Brochures

Catalogs

Certification reports

Drawings

eCAD model


Installation instructions

Installation videos

mCAD model

System overview

216917



Eaton is an intelligent power management company dedicated to improving the quality of life and protecting the environment for people everywhere. We are guided by our commitment to do business right, to operate sustainably and to help our customers manage power — today and well into the future. By capitalizing on the global growth trends of electrification and digitalization, we're accelerating the planet's transition to renewable energy and helping to solve the world's most urgent power management challenges.