

Select your language

- German
- English
- Spanish
- French
- Dutch
- Italian
- Polish
- Czech
- Russian
- Norwegian Bokmål

Worldwide English



M22-E4 - Flush mounting plate, 4 mounting locations



216545 M22-E4

[Overview](#) [Specifications](#) [Resources](#)



216545 M22-E4

Flush mounting plate, 4 mounting locations

Alternate Catalog No.

EL-Nummer (Norway)

M22-E4Q

4355394

Flush mounting plate, Number of locations: 4, Degree of Protection: IP65, Colour grey, Colour RAL Value: RAL 7035, Connection to SmartWire-DT: no, No legend plates possible with vertical arrangements, Degree of protection only in conjunction with a suitable enclosure and correct mounting., Aluminium light anodized, including M22-XE..

• [Delivery program](#)

• [Technical data](#)

• [Design verification as per IEC/EN 61439](#)

• [Technical data ETIM 7.0](#)

• [Approvals](#)

• [Dimensions](#)

Delivery program

Accessories

Surface mounting enclosure

Basic function accessories

Flush mounting plates

No legend plates possible with vertical arrangements

Degree of protection only in conjunction with a suitable enclosure and correct mounting.

Aluminium light anodized, including M22-XE..

Number of locations

4 Qty.

Degree of Protection

IP65

Colour

grey



RAL Value

RAL 7035

Connection to SmartWire-DT

no

Technical data

General

Degree of Protection

IP65

Ambient temperatureOpen

-25 - +70 °C

Design verification as per IEC/EN 61439

Technical data for design verification

Rated operational current for specified heat dissipation [I_r]

0 A

Heat dissipation per pole, current-dependent [P_{vid}]

0 W

Equipment heat dissipation, current-dependent [P_{vid}]

0 W

Static heat dissipation, non-current-dependent [P_{vs}]

0 W

Heat dissipation capacity [P_{diss}]

0 W

Operating ambient temperature min.

-25 °C

Operating ambient temperature max.

+70 °C

IEC/EN 61439 design verification

10.2 Strength of materials and parts 10.2.2 Corrosion resistance

Meets the product standard's requirements.

10.2 Strength of materials and parts 10.2.3.1 Verification of thermal stability of enclosures

Meets the product standard's requirements.

10.2 Strength of materials and parts 10.2.3.2 Verification of resistance of insulating materials to normal heat

Meets the product standard's requirements.

10.2 Strength of materials and parts 10.2.3.3 Verification of resistance of insulating materials to abnormal heat and fire due to internal electric effects

Meets the product standard's requirements.

10.2 Strength of materials and parts 10.2.4 Resistance to ultra-violet (UV) radiation

Please enquire

10.2 Strength of materials and parts 10.2.5 Lifting

Does not apply, since the entire switchgear needs to be evaluated.

10.2 Strength of materials and parts 10.2.6 Mechanical impact

Does not apply, since the entire switchgear needs to be evaluated.

10.2 Strength of materials and parts 10.2.7 Inscriptions

Meets the product standard's requirements.

10.3 Degree of protection of ASSEMBLIES

Does not apply, since the entire switchgear needs to be evaluated.

10.4 Clearances and creepage distances

Meets the product standard's requirements.

10.5 Protection against electric shock

Does not apply, since the entire switchgear needs to be evaluated.

10.6 Incorporation of switching devices and components

Does not apply, since the entire switchgear needs to be evaluated.

10.7 Internal electrical circuits and connections

Is the panel builder's responsibility.

10.8 Connections for external conductors

Is the panel builder's responsibility.

10.9 Insulation properties 10.9.2 Power-frequency electric strength

Is the panel builder's responsibility.

10.9 Insulation properties 10.9.3 Impulse withstand voltage

Is the panel builder's responsibility.

10.9 Insulation properties 10.9.4 Testing of enclosures made of insulating material

Is the panel builder's responsibility.

10.10 Temperature rise

Not applicable.

10.11 Short-circuit rating

Is the panel builder's responsibility. The specifications for the switchgear must be observed.

10.12 Electromagnetic compatibility

Is the panel builder's responsibility. The specifications for the switchgear must be observed.

10.13 Mechanical function

The device meets the requirements, provided the information in the instruction leaflet (IL) is observed.

Technical data ETIM 7.0

Low-voltage industrial components (EG000017) / Built-in panel for control circuit devices (EC000201)

Electric engineering, automation, process control engineering / Low-voltage switch technology / Command and alarm device / Installation plate for command devices (ecl@ss10.0.1-27-37-12-03 [AC0025011])

Width

171 mm

Height

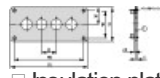
72 mm

Material
Aluminium
Number of command positions
4
Diameter openings
22.5 mm
Colour
Grey

Approvals

Product Standards
IEC/EN 60947-5; UL 508; CSA-C22.2 No. 14-05; CSA-C22.2 No. 94-91; CE marking
UL File No.
E29184
UL Category Control No.
NKCR
CSA File No.
012528
CSA Class No.
3211-03
North America Certification
UL listed, CSA certified
Degree of Protection
UL/CSA Type 3R, 4X, 12, 13

Dimensions



Insulation plate
Front fixing (style: flush mounting)

CAD data

- [Product-specific CAD data](#)
(Web)
- [3D Preview](#)
(Web)

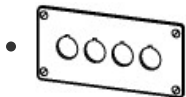
DWG files

- [DA-CD-einbautab_gr4](#)
File
(Web)

Step files

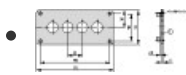
- [DA-CS-einbautab_gr4](#)
File
(Web)

3D drawing



[1161131](#)
Line drawing
Flush mounting panel

Dimensions single product



[116X162](#)
Line drawing
Flush mounting panel

Insulation plate

Symbol



1160062

Graphic

Button plate, grey

Product photo



1160PIC-688

Photo

Instruction Leaflet

- [RMQ-Titan: Set of plaster keys \(IL04716003Z\)](#)
Asset
(PDF, multilingual)

Service

- [Form for ordering customer-specific complete devices \(MZ047003ZU\)](#)
former FO315
(PDF, 02/2021, de, en)

Declaration of Conformity

EU

- [RMQ Titan \(Operating and signalling devices\) M22.../M30.../C22.../C30...](#) (DA-DC-00003657)
Asset
(PDF)


UK

- [RMQ Titan \(Operating and signalling devices\) M22.../M30.../C22.../C30...](#) (DA-DC-00003960)
Asset
(PDF)

Download-Center

- [Download-Center \(this item\)](#)
Eaton EMEA Download-Center - download data for this item
- [Download-Center](#)
Eaton EMEA Download-Center

 [Generate data sheet in PDF format](#)

 [Generate data sheet in Excel format](#)

 [Write a comment](#)

[Imprint](#) [Privacy Policy](#) [Legal Disclaimer](#) [Terms and Conditions](#)

© 2021 by Eaton Industries GmbH