

Select your language

- German
- English
- Spanish
- French
- Dutch
- Italian
- Polish
- Czech
- Russian
- Norwegian Bokmål

Worldwide English



M22-I2 - Surface mounting enclosure, 2 mounting locations



216537 M22-I2

[Overview](#) [Specifications](#) [Resources](#)



216537 M22-I2

Surface mounting enclosure, 2 mounting locations

Alternate Catalog No.

M22-I2Q

EL-Nummer (Norway)

4355385

Surface mounting enclosure, Housing: Insulated material, With high-grade steel screws, Number of locations: 2, Cable entry: rear: 2 x M20, at top: 1 x M20, lateral: 2 x M20/M25 (1 x each side), Degree of Protection: IP66, IP67, IP69K, Colour RAL Value: RAL 7035, Colour: Enclosure base anthracite, Connection to SmartWire-DT: no, For use with: (Illuminated) pushbuttons, (Illuminated) selector switches, Key-operated pushbuttons, Indicator light, controlled stop/emergency-stop buttons with yellow label

- Delivery program
- Technical data
- Design verification as per IEC/EN 61439
- Technical data ETIM 7.0
- Approvals
- Dimensions

Delivery program

Basic function accessories
Surface mounting enclosure
Housing
Insulated material
With high-grade steel screws
Number of locations
2 Qty.
Cable entry knockouts
Cable entry
rear: 2 x M20
at top: 1 x M20
lateral: 2 x M20/M25 (1 x each side)
Degree of Protection
IP66, IP67, IP69
Colour



RAL Value
RAL 7035
Colour
Enclosure base anthracite
Connection to SmartWire-DT
no
For use with
2 x □ 22.5
For use with

(Illuminated) pushbuttons
(Illuminated) selector switches
Key-operated pushbuttons
Indicator light
controlled stop/emergency-stop buttons with yellow label

Technical data

General
Degree of Protection
IP66, IP67, IP69
Ambient temperature Open
-25 - +70 °C

Design verification as per IEC/EN 61439

Technical data for design verification

Operating ambient temperature min.
-25 °C

Operating ambient temperature max.
+70 °C

IEC/EN 61439 design verification

10.2 Strength of materials and parts 10.2.2 Corrosion resistance

Meets the product standard's requirements.

10.2 Strength of materials and parts 10.2.3.1 Verification of thermal stability of enclosures

Meets the product standard's requirements.

10.2 Strength of materials and parts 10.2.3.2 Verification of resistance of insulating materials to normal heat

Meets the product standard's requirements.

10.2 Strength of materials and parts 10.2.3.3 Verification of resistance of insulating materials to abnormal heat and fire due to internal electric effects

Meets the product standard's requirements.

10.2 Strength of materials and parts 10.2.4 Resistance to ultra-violet (UV) radiation

Please enquire

10.2 Strength of materials and parts 10.2.5 Lifting

Does not apply, since the entire switchgear needs to be evaluated.

10.2 Strength of materials and parts 10.2.6 Mechanical impact

Does not apply, since the entire switchgear needs to be evaluated.

10.2 Strength of materials and parts 10.2.7 Inscriptions

Meets the product standard's requirements.

10.3 Degree of protection of ASSEMBLIES

Does not apply, since the entire switchgear needs to be evaluated.

10.4 Clearances and creepage distances

Meets the product standard's requirements.

10.5 Protection against electric shock

Does not apply, since the entire switchgear needs to be evaluated.

10.6 Incorporation of switching devices and components

Does not apply, since the entire switchgear needs to be evaluated.

10.7 Internal electrical circuits and connections

Is the panel builder's responsibility.

10.8 Connections for external conductors

Is the panel builder's responsibility.

10.9 Insulation properties 10.9.2 Power-frequency electric strength

Is the panel builder's responsibility.

10.9 Insulation properties 10.9.3 Impulse withstand voltage

Is the panel builder's responsibility.

10.9 Insulation properties 10.9.4 Testing of enclosures made of insulating material

Is the panel builder's responsibility.

10.10 Temperature rise

The panel builder is responsible for the temperature rise calculation. Eaton will provide heat dissipation data for the devices.

10.11 Short-circuit rating

Is the panel builder's responsibility. The specifications for the switchgear must be observed.

10.12 Electromagnetic compatibility

Is the panel builder's responsibility. The specifications for the switchgear must be observed.

10.13 Mechanical function

The device meets the requirements, provided the information in the instruction leaflet (IL) is observed.

Technical data ETIM 7.0

Low-voltage industrial components (EG000017) / Enclosure for control circuit devices (EC000200)

Electric engineering, automation, process control engineering / Low-voltage switch technology / Command and alarm device / Housing for command and alarm devices (ecl@ss10.0.1-27-37-12-05 [AKF023014])

Number of command positions

2

Construction type housing

Surface mounting housing

Material housing

Plastic

Material quality housing

Other

Diameter openings

22.5 mm

Colour housing cover

Grey

Degree of protection (IP)

IP67/IP69K

Degree of protection (NEMA)

4X

Width

120 mm

Height

80 mm

Depth

56 mm

Approvals

Product Standards

IEC/EN 60947-5; UL 508; CSA-C22.2 No. 14-05; CSA-C22.2 No. 94-91; CE marking

UL File No.

E29184

UL Category Control No.

NKCR

CSA File No.

012528

CSA Class No.

3211-03

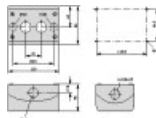
North America Certification

UL listed, CSA certified

Degree of Protection

UL/CSA Type 3R, 4X, 12, 13

Dimensions



Premoulded cable entry: bottom 2 x M20, top: 1 x M20, side: 2 x M20/M25 (per side 1 x)

CAD data

- [Product-specific CAD data](#)
(Web)
- [3D Preview](#)
(Web)

DWG files

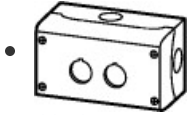
- [DA-CD-aufbauehaeuse_gr_2](#)
File
(Web)

Step files

- [DA-CS-aufbauehaeuse_gr_2](#)
File
(Web)

3D drawings

3D drawing

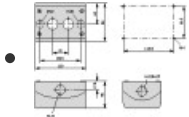


116I147

Line drawing

Surface mounting enclosure

Dimensions single product



116X171

Line drawing

Surface mounting enclosure

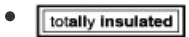
Product photo



1160PIC-691

Photo

Symbol



000Z083

Logo

totally insulated (en, de, fr, es, it, zh, ru, nl, sv, cs, pl, tr)



116C062

Graphic

Button plate, grey

Instruction Leaflet

- [RMQ-Titan: Set of plaster keys \(IL04716003Z\)](#)

Asset

(PDF, multilingual)

Service

- [Form for ordering customer-specific complete devices \(M2047003ZU\)](#)

former FO315

(PDF, 02/2021, de, en)

Declaration of Conformity

EU

- [RMQ Titan \(Operating and signalling devices\) M22.../M30.../C22.../C30... \(DA-DC-00003657\)](#)

Asset

(PDF)

UK

- [RMQ Titan \(Operating and signalling devices\) M22.../M30.../C22.../C30... \(DA-DC-00003960\)](#)

Asset
(PDF)

Download-Center

- [Download-Center \(this item\)](#)
Eaton EMEA Download-Center - download data for this item
- [Download-Center](#)
Eaton EMEA Download-Center



[Generate data sheet in PDF format](#)



[Generate data sheet in Excel format](#)



[Write a comment](#)

[Imprint](#) [Privacy Policy](#) [Legal Disclaimer](#) [Terms and Conditions](#)

© 2021 by Eaton Industries GmbH

