

Select your language

- German
- English
- Spanish
- French
- Dutch
- Italian
- Polish
- Czech
- Russian
- Norwegian Bokmål

Worldwide English



Powering Business Worldwide

M22-LED-G - LED element, green, front mount, 12-30VAC/DC



216559 M22-LED-G

[Overview](#) [Specifications](#) [Resources](#)



216559 M22-LED-G

LED element, green, front mount, 12-30VAC/DC

Alternate Catalog No.

M22-LED-GQ

EL-Nummer (Norway)

4355369

LED element, Fixing: Front fixing, Connection technique: Screw terminals, Rated operational voltage: $U_e = 12 - 30 \text{ V AC/DC}, 50/60 \text{ Hz V}$, Rated operational current: $I_e = 8 - 15 \text{ mA}$, Power consumption: $P_{max} = 0.26 \text{ W}$, at 24 V, Degree of Protection: IP20, Connection to SmartWire-DT: no, Standards: IEC 60947-5-1

- Delivery program
- Technical data
- Design verification as per IEC/EN 61439
- Technical data ETIM 7.0
- Approvals
- Dimensions

Delivery program

Basic function accessories
LED elements
Connection technique
Screw terminals
Fixing
Front fixing
Rated operational voltage [U_e]
12 - 30 V AC/DC, 50/60 Hz V
Rated operational current [I_e]
8 - 15 mA
Power consumption [P_{max}]
0.26 W
Lifespan to EN 60064 at $t_a = +25 \text{ °C}$ [t_{mean} (AC)]
100000 h
Degree of Protection
IP20
at 24 V
Colour
green



Connection to SmartWire-DT
no
Approval



Connection technique
Screw terminals

Notes

For indicator lights, illuminated pushbutton actuators, and illuminated selector switch actuators, the following applies:

M22...-R only in combination with M22-LED...-R

M22...-G only in combination with M22-LED...-G

M22...-W only in combination with M22-LED...-W

M22...-Y only in combination with M22-LED...-W

M22...-B in combination with M22-LED...-W or M22-LED...-B

Technical data

General

Standards

IEC 60947-5-1

Operating torque (screw terminals)

□ 0.8 Nm

Degree of Protection

IP20

Climatic proofing

Damp heat, constant, to IEC 60068-2-78

Damp heat, cyclic, to IEC 60068-2-30

Ambient temperatureOpen

-25 - +70 °C

Ambient temperatureStorage

- 40 - + 80 °C

Mounting position

As required

Mechanical shock resistance according to IEC 60068-2-27

Shock duration 11 ms, half-sinusoidal

> 30 g

Mechanical shock resistance

30

Shock duration 11 ms

Sinusoidal

according to IEC 60068-2-27 g

Terminal capacitiesSolid

0.75 - 2.5 mm²

Terminal capacitiesStranded

0.5 - 2.5 mm²

Contacts

Rated impulse withstand voltage [U_{imp}]

6000 V AC

Rated insulation voltage [U_i]

500 V

Overvoltage category/pollution degree

III/3

Indoor and protected outdoor installation

Design verification as per IEC/EN 61439

Technical data for design verification

Rated operational current for specified heat dissipation [I_n]

0 A

Heat dissipation per pole, current-dependent [P_{vid}]

0 W

Equipment heat dissipation, current-dependent [P_{vid}]

0 W

Static heat dissipation, non-current-dependent [P_{vs}]

0.45 W

Heat dissipation capacity [P_{diss}]

0 W

Operating ambient temperature min.

-25 °C

Operating ambient temperature max.

+70 °C

IEC/EN 61439 design verification

10.2 Strength of materials and parts 10.2.2 Corrosion resistance

Meets the product standard's requirements.

10.2 Strength of materials and parts 10.2.3.1 Verification of thermal stability of enclosures

Meets the product standard's requirements.

10.2 Strength of materials and parts 10.2.3.2 Verification of resistance of insulating materials to normal heat

Meets the product standard's requirements.

10.2 Strength of materials and parts 10.2.3.3 Verification of resistance of insulating materials to abnormal heat and fire due to internal electric effects

Meets the product standard's requirements.

10.2 Strength of materials and parts 10.2.4 Resistance to ultra-violet (UV) radiation

Meets the product standard's requirements.

10.2 Strength of materials and parts 10.2.5 Lifting

Does not apply, since the entire switchgear needs to be evaluated.

10.2 Strength of materials and parts 10.2.6 Mechanical impact

Does not apply, since the entire switchgear needs to be evaluated.

10.2 Strength of materials and parts 10.2.7 Inscriptions

Meets the product standard's requirements.

10.3 Degree of protection of ASSEMBLIES

Does not apply, since the entire switchgear needs to be evaluated.

10.4 Clearances and creepage distances

Meets the product standard's requirements.

10.5 Protection against electric shock

Does not apply, since the entire switchgear needs to be evaluated.

10.6 Incorporation of switching devices and components

Does not apply, since the entire switchgear needs to be evaluated.

10.7 Internal electrical circuits and connections

Is the panel builder's responsibility.

10.8 Connections for external conductors

Is the panel builder's responsibility.

10.9 Insulation properties 10.9.2 Power-frequency electric strength

Is the panel builder's responsibility.

10.9 Insulation properties 10.9.3 Impulse withstand voltage

Is the panel builder's responsibility.

10.9 Insulation properties 10.9.4 Testing of enclosures made of insulating material

Is the panel builder's responsibility.

10.10 Temperature rise

The panel builder is responsible for the temperature rise calculation. Eaton will provide heat dissipation data for the devices.

10.11 Short-circuit rating

Is the panel builder's responsibility. The specifications for the switchgear must be observed.

10.12 Electromagnetic compatibility

Is the panel builder's responsibility. The specifications for the switchgear must be observed.

10.13 Mechanical function

The device meets the requirements, provided the information in the instruction leaflet (IL) is observed.

Technical data ETIM 7.0

Low-voltage industrial components (EG000017) / Lamp holder block for control circuit devices (EC0000204)

Electric engineering, automation, process control engineering / Low-voltage switch technology / Command and alarm

device / Bulb socket block for command and alarm devices (ecl@ss10.0.1-27-37-12-09 [AKF027014])

Transformer integrated

No

With integrated voltage decreasing resistor

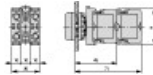
No

With light source
Yes
With integrated diode
Yes
Lamp holder
None
Rated voltage Ue at AC 50 Hz
0 - 0 V
Rated voltage Ue at AC 60 Hz
0 - 0 V
Rated voltage Ue at DC
30 - 30 V
Voltage type for actuating
AC/DC
Lamp type
LED
Connection type auxiliary circuit
Screw connection
Colour lamp
Green
Type of fastening
Front fastening

Approvals

Product Standards
IEC/EN 60947-5; UL 508; CSA-C22.2 No. 14-05; CSA-C22.2 No. 94-91; CE marking
UL File No.
E29184
UL Category Control No.
NKCR
CSA File No.
012528
CSA Class No.
3211-03
North America Certification
UL listed, CSA certified
Degree of Protection
UL/CSA Type: -

Dimensions



A = 37.2
Pushbutton with M22-(C)K...
Pushbutton with M22-(C) LED... + M22-XLED...

CAD data

- [Product-specific CAD data](#)
(Web)
- [3D Preview](#)
(Web)

DWG files

- [DA-CD-led_element_schraube_front](#)
File
(Web)

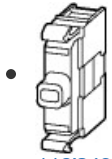
edz files

- [DA-CE-ETN.M22-LED-G](#)
File
(Web)

Step files

- [DA-CS-led_element_schraube_front](#)
File
(Web)

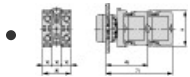
3D drawing



[116I249](#)

Line drawing
LED element


Dimensions single product



[116X101](#)

Line drawing
Actuator with M22-...

Symbol



[116C059](#)

Graphic
Button plate, green

Product photo




[1160PIC-1639](#)

Photo

Instruction Leaflet

- [RMQ-Titan M22 \(IL047018ZU\)](#)
(PDF, 07/2021, Int)
- [RMQ-Titan System\(IL04716002Z\)](#)
Asset
former AWA1160-1745, IL04716001E
(PDF, 09/2020, multilingual)

Standards

-  [000Z330](#)
Logo
LED logo



[116Z024](#)

Logo
LED logo

Declaration of Conformity

EU

- [RMQ Titan \(Operating and signalling devices\) M22.../M30.../C22.../C30... \(DA-DC-00003657\)](#)
Asset
(PDF)

UK

- [RMQ Titan \(Operating and signalling devices\) M22.../M30.../C22.../C30... \(DA-DC-00003960\)](#)
Asset
(PDF)

Download-Center

- [Download-Center \(this item\)](#)
Eaton EMEA Download-Center - download data for this item
- [Download-Center](#)
Eaton EMEA Download-Center

 [Generate data sheet in PDF format](#)

 [Generate data sheet in Excel format](#)

 [Write a comment](#)

[Imprint](#) [Privacy Policy](#) [Legal Disclaimer](#) [Terms and Conditions](#)

© 2021 by Eaton Industries GmbH