



M22-L-W - Indicator light, RMQ-Titan, Flush, white



216771
M22-L-W

[Overview](#)

[Specifications](#)

[Resources](#)



[Delivery program](#)

[Technical data](#)

[Design verification as per IEC/EN 61439](#)

[Technical data ETIM 7.0](#)

[Approvals](#)

[Dimensions](#)

DELIVERY PROGRAM

Product range
RMQ-Titan

Basic function
Indicator lights

Mounting hole diameter [□]
22.5 mm


Single unit/Complete unit
Single unit

Design
Flush

Colour

Lens
white

Lens



Degree of Protection
IP66, IP67, IP69

Connection to SmartWire-DT
yes
with SWD-RMQ connections

TECHNICAL DATA

General

Standards
IEC/EN 60947
VDE 0660

Climatic proofing
Damp heat, constant, to IEC 60068-2-78
Damp heat, cyclic, to IEC 60068-2-30

Degree of Protection
IP66, IP67, IP69

Ambient temperature
Open
-25 - +70 °C

Mounting position
As required

Mechanical shock resistance
30
Shock duration 11 ms
Sinusoidal
according to IEC 60068-2-27 g

Terminal capacities
Solid
0.5 - 1.5 mm²

Terminal capacities
Stranded
0.5 - 1.5 mm²

shipping classification
DNV
GL
LR



Contacts

Rated impulse withstand voltage [U_{imp}]
4000 V AC

Rated insulation voltage [U_i]
250 V

Overvoltage category/pollution degree
III/3

DESIGN VERIFICATION AS PER IEC/EN 61439

Technical data for design verification

Rated operational current for specified heat
dissipation [I_n]
0 A

Heat dissipation per pole, current-dependent [P_{vid}]
0 W

Equipment heat dissipation, current-dependent
[P_{vid}]
0 W

Static heat dissipation, non-current-dependent [P_{vs}]

0 W

Heat dissipation capacity [P_{diss}]
0 W

Operating ambient temperature min.
-25 °C

Operating ambient temperature max.
+70 °C

IEC/EN 61439 design verification

10.2 Strength of materials and parts
10.2.2 Corrosion resistance
Meets the product standard's requirements.

10.2 Strength of materials and parts
10.2.3.1 Verification of thermal stability of enclosures
Meets the product standard's requirements.

10.2 Strength of materials and parts
10.2.3.2 Verification of resistance of insulating materials to normal heat
Meets the product standard's requirements.

10.2 Strength of materials and parts
10.2.3.3 Verification of resistance of insulating materials to abnormal heat and fire due to internal electric effects
Meets the product standard's requirements.

10.2 Strength of materials and parts
10.2.4 Resistance to ultra-violet (UV) radiation
Please enquire

10.2 Strength of materials and parts
10.2.5 Lifting
Does not apply, since the entire switchgear needs to be evaluated.

10.2 Strength of materials and parts
10.2.6 Mechanical impact
Does not apply, since the entire switchgear needs to be evaluated.

10.2 Strength of materials and parts
10.2.7 Inscriptions
Meets the product standard's requirements.

10.3 Degree of protection of ASSEMBLIES
Does not apply, since the entire switchgear needs to be evaluated.

10.4 Clearances and creepage distances
Meets the product standard's requirements.

10.5 Protection against electric shock
Does not apply, since the entire switchgear needs to be evaluated.

10.6 Incorporation of switching devices and components
Does not apply, since the entire switchgear needs to be evaluated.

10.7 Internal electrical circuits and connections
Is the panel builder's responsibility.

10.8 Connections for external conductors
Is the panel builder's responsibility.

10.9 Insulation properties
10.9.2 Power-frequency electric strength
Is the panel builder's responsibility.

10.9 Insulation properties
10.9.3 Impulse withstand voltage
Is the panel builder's responsibility.

10.9 Insulation properties
10.9.4 Testing of enclosures made of insulating material
Is the panel builder's responsibility.

10.10 Temperature rise
Not applicable.

10.11 Short-circuit rating
Is the panel builder's responsibility. The specifications for the switchgear must be observed.

10.12 Electromagnetic compatibility
Is the panel builder's responsibility. The specifications for the switchgear must be observed.

10.13 Mechanical function
The device meets the requirements, provided the information in the instruction leaflet (IL) is observed.

TECHNICAL DATA ETIM 7.0

Low-voltage industrial components (EG000017) / Front element for indicator light (EC000223)

Electric engineering, automation, process control engineering / Low-voltage switch technology / Command and alarm device / Front element for warning lights (ec1@ss10.0.1-27-37-12-11 [AKF029014])

Suitable for number of built-in signal lights
1

Colour lens
White

Construction type lens
Round

Hole diameter
22.5 mm

Width opening
0 mm

Height opening
0 mm

With front ring
Yes

Material front ring
Plastic

Colour front ring

Chrome

Type of lens
Flat

Degree of protection (IP), front side
IP67/IP69K

APPROVALS

Product Standards
IEC/EN 60947-5; UL 508; CSA-C22.2 No. 14-05;
CSA-C22.2 No. 94-91; CE marking

UL File No.
E29184

UL Category Control No.
NKCR

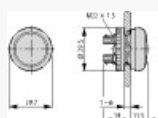
CSA File No.
012528

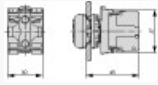
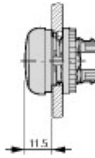
CSA Class No.
3211-03

North America Certification
UL listed, CSA certified

Degree of Protection
UL/CSA Type 3R, 4X, 12, 13

DIMENSIONS





Pushbuttons and indicator lights with M22-TC
telescopic clip and M22-TCV extension
 Top-hat rail to IEC/EN 60715



[Generate data sheet in PDF format](#)



[Generate data sheet in Excel format](#)



[Write a comment](#)

