

Select your language

- German
- English
- Spanish
- French
- Dutch
- Italian
- Polish
- Czech
- Norwegian Bokmål

Worldwide English



EATON

Powering Business Worldwide

NAS125-CI-1-K95 - Mains and system-protection device combination in the housing, + terminals K95, 125A, 4p



168110 NAS125-CI-1-K95

[Overview](#) [Specifications](#) [Resources](#)



168110 NAS125-CI-1-K95

Mains and system-protection device combination in the housing, + terminals K95, 125A, 4p

Alternate Catalog No.

NAS125-CI-1-K95

The Eaton supply system and system protection complies with the requirements of VDE-AR-N4105, that is mandatory for all generation systems on the low voltage network. The solution ready for connection convinces thanks to the compact dimensions and the minimum energy consumption. It is type tested and suitable for all network types.

- [Delivery program](#)
- [Technical data](#)
- [Design verification as per IEC/EN 61439](#)
- [Technical data ETIM 8.0](#)
- [Dimensions](#)

Delivery program

Product range
Switchgear for renewable energies
Subrange
Mains and system protection
Product range
Mains and system protection
Motor rating
AC-1400 V [P]
86 kVA
Description
Central mains and system protection
NA protection to VDE-AR-N4105
Degree of Protection
IP65
Number of conductors
4-Pole
Connection technique
Screw terminals

Technical data

General
Rated operational voltage [U_b]
400 V AC

Motor rating AC-1400 V [P]

86 kVA

Standards

VDE-AR-N 4105

Ambient temperature Open

-20 - +40 °C

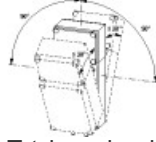
Ambient temperature Enclosed

-20 - +40 °C

Ambient temperature Storage [9]

-40 - +80 °C

Mounting position



Total opening delay

With NA protection relay < 150 ms

Rated duty factor

100 % DF

Terminal capacity, main cable and PE terminals Cu/Al cable

Cu

- Round stranded
- Sectoral stranded
- Round solid
- Sectoral solid

Al

- Round solid
- Sectoral solid

Terminal capacity, main cable and PE terminals Cu/Al cable

1 x 16 - 95

Terminal capacity, main cable and PE terminals Al cable

Al

- Sectoral solid

Terminal capacity, main cable and PE terminals Al cable

1 x 35 - 70

coupler switch

2 x DILMP125(RAC240), article no. 109905

Making capacity (cos ϕ) [Up to 690 V]

1120

According to IEC/EN 60947 A

Breaking capacity 380 V 400 V

800 A

Short-circuit protection maximum fuse 400 V [gG/gL 500 V]

250 A

Prospective short-circuit current

100 kA

Changeover time at 100 % U_N (recommended value) Opening delay

40 ms

Rated control voltage [U_C]

230 V AC V

Power consumption of the coil in a cold state and 1.0 x U_N AC operated 50/60 Hz [Pick-up]

360 (2 x DILMP) VA

Power consumption of the coil in a cold state and 1.0 x U_N AC operated 50/60 Hz [Sealing]

6,2 (2 x DILMP) VA

Design verification as per IEC/EN 61439

Heat dissipation capacity [P_{diss}]

0 W

Operating ambient temperature min.

-20 °C

Operating ambient temperature max.

+40 °C

Technical data ETIM 8.0

Low-voltage industrial components (EG000017) / Accessories/spare parts for low-voltage switch technology (EC002498)

Electric engineering, automation, process control engineering / Low-voltage switch technology / Component for low-

voltage switching technology / Component for low-voltage switch technology (accessories) (ecl@ss10.0.1-27-37-13-92 [AKN570013])

Type of accessory/spare part

Other

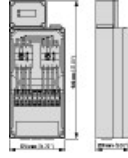
Accessory

Yes

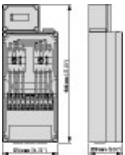
Spare part

No

Dimensions



Dimensions single product

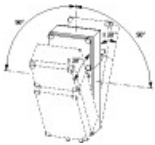


2800DIM-5

Line drawing

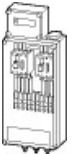
Grid and system protection combination 125A, 160A

3D drawing



2800DRW-7

Line drawing



2800DRW-9

Line drawing

Grid and system protection combination 125A, 160A

Product photo



2100PIC-151

Photo

Grid and system protection combination 125A, 160A

Tender text

- Tender text NAS125-Cl-1-K95 (TT-NAS125-Cl-1-K95)
(Text)

Declaration of Conformity

EU

- Mains and installation protection combination NAS (DA-DC-00003916)
Asset

(PDF)

Instruction Leaflet

- [Mains and system protection: Generation 1 \(IL02401001Z\)](#)
Asset
IL02401001Z NAS63(80)-CI, NAS125(160)-CI Mains and system protection (Generation 1)
(PDF, 10/2021, de, en)

CAD data

DWG files

- [DA-CD-nas125_160_ci_1_2_k95](#)
File
(Web, Language independent)

edz files

- [DA-CE-ETN.NAS125-CI-1-K95](#)
File
NAS125-CI-1-K95 ePlan file
(Web)

Step files

- [DA-CS-nas125_160_ci_1_2_k95](#)
File
(Web, Language independent)

Download-Center

- [Download-Center \(this item\)](#)
Eaton EMEA Download-Center - download data for this item
- [Download-Center](#)
Eaton EMEA Download-Center



[Generate data sheet in PDF format](#)



[Generate data sheet in Excel format](#)



[Write a comment](#)

[Imprint](#) [Privacy Policy](#) [Legal Disclaimer](#) [Terms and Conditions](#)

© 2022 by Eaton Industries GmbH

