

Select your language

- German
- English
- French
- Dutch
- Italian
- Polish
- Czech
- Russian
- Norwegian Bokmål

Worldwide English



EATON

Powering Business Worldwide

ZBT95-65 - Overload relay, ZBT95, Ir= 48 - 65 A, 1 N/O, 1 N/C, Direct mounting, IP20



190949 ZBT95-65

[Overview](#) [Specifications](#) [Resources](#)




190949 ZBT95-65

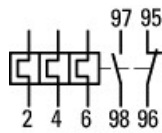
Overload relay, ZBT95, Ir= 48 - 65 A, 1 N/O, 1 N/C, Direct mounting, IP20

Overload relay, Product range: Overload relay ZBT up to 97 A, Accessories, Accessories: Overload relays, Frame size: ZBT95, Phase-failure sensitivity: IEC/EN 60947, VDE 0660 Part 102, Description: Test/off button, Reset pushbutton manual/auto, Trip-free release, Mounting type: Direct mounting, Auxiliary contacts N/O = Normally open: 1 N/O, Auxiliary contacts N/C = Normally closed: 1 N/C, For use with: DILMT65, DILMT80, DILMT95, Standards: IEC/EN 60947, GB14048, Degree of Protection: IP20

- [Delivery program](#)
- [Technical data](#)
- [Design verification as per IEC/EN 61439](#)
- [Technical data ETIM 7.0](#)
- [Approvals](#)
- [Dimensions](#)

Delivery program

Product range
Overload relay ZBT up to 97 A
Product range
Accessories
Accessories
Overload relays
Frame size
ZBT95
Phase-failure sensitivity
IEC/EN 60947, VDE 0660 Part 102
Description
Test/off button
Reset pushbutton manual/auto
Trip-free release
Overload trigger: tripping class 10 A
Mounting type
Direct mounting
 [4]
48 - 65 A
Contact sequence



Auxiliary contacts

NO = Normally open

1 NO

NC = Normally closed

1 NC

For use with

DILMT65

DILMT80

DILMT95

Technical data

General

Standards

IEC/EN 60947, GB14048

Climatic proofing

Damp heat, constant, to IEC 60068-2-78

Damp heat, cyclic, to IEC 60068-2-30

Ambient temperature

Operating range to IEC/EN 60947: -5 - +40 °C

Ambient temperature Open

-25 - +55 °C

Ambient temperature Enclosed

-25 - 40 °C

Temperature compensation

Continuous

Weight

0.352 kg

Mechanical shock resistance

10

Sinusoidal

Shock duration 10 ms g

Degree of Protection

IP20

Protection against direct contact when actuated from front (EN 50274)

Finger and back-of-hand proof

Main conducting paths

Rated impulse withstand voltage [U_{imp}]

6000 V AC

Overvoltage category/pollution degree

III/3

Rated insulation voltage [U_i]

690 V

Rated operational voltage [U_e]

690 V AC

Safe isolation to EN 61140 Between auxiliary contacts and main contacts

440 V AC

Safe isolation to EN 61140 Between main circuits

440 V AC

Terminal capacities Solid

1 x (2.5 - 16)

2 x (2.5 - 16) mm²

Terminal capacities Flexible with ferrule

1 x (2.5 - 16)

2 x (2.5 - 16) mm²

Tightening torque

2.5 Nm

Stripping length

14 mm

Tools Pozidriv screw driver

0 Size

Auxiliary and control circuits

Rated impulse withstand voltage [U_{imp}]

4000 V

Overvoltage category/pollution degree

III/3

Terminal capacitiesSolid

1 x (0.75 - 2.5) mm²

Terminal capacitiesFlexible with ferrule

1 x (0.75 - 2.5) mm²

Tightening torque

0.8 Nm

Stripping length

0 mm

ToolsPozidriv screw driver

2 Size

ToolsStandard screw driver

1 x 6 mm

Rated insulation voltage [U_i]

690 V AC

Rated operational voltage [U_e]

690 V AC

Conventional thermal current [I_{th}]

10 A

Rated operational current [I_e]AC-15Make contact120 V [I_e]

1.5 A

Rated operational current [I_e]AC-15Make contact220 V 230 V 240 V [I_e]

1.4 A

Rated operational current [I_e]AC-15Make contact380 V 400 V 415 V [I_e]

1.9 A

Rated operational current [I_e]AC-15Make contact500 V [I_e]

0.5 A

Rated operational current [I_e]AC-15Break contact120 V [I_e]

1.5 A

Rated operational current [I_e]AC-15Break contact220 V 230 V 240 V [I_e]

1.5 A

Rated operational current [I_e]AC-15Break contact380 V 400 V 415 V [I_e]

1.9 A

Rated operational current [I_e]AC-15Break contact500 V [I_e]

1.4 A

Rated operational current [I_e]DC L/R □ 15 ms

Switch-on and switch-off conditions based on DC-13, time constant as specified.

Rated operational current [I_e]DC L/R □ 15 ms24 V [I_e]

0.9 A

Rated operational current [I_e]DC L/R □ 15 ms60 V [I_e]

0.75 A

Rated operational current [I_e]DC L/R □ 15 ms110 V [I_e]

0.55 A

Rated operational current [I_e]DC L/R □ 15 ms220 V [I_e]

0.27 A

Short-circuit rating without weldingmax. fuse

6 A gG/gL

Notes

Notes

Ambient air temperature: Operating range to IEC/EN 60947, PTB: -5°C to +55°C

Main circuits terminal capacity solid and flexible conductors with ferrules: When using 2 conductors use equal cross-sections.

Design verification as per IEC/EN 61439

Operating ambient temperature min.

-25 °C

Operating ambient temperature max.

+55 °C

Technical data ETIM 7.0

Low-voltage industrial components (EG000017) / Thermal overload relay (EC000106)

Electric engineering, automation, process control engineering / Low-voltage switch technology / Overload protection device / Thermal overload relay (ecl@ss10.0.1-27-37-15-01 [AKF075014])

Adjustable current range

48 - 65 A

Max. rated operation voltage U_e

690 V

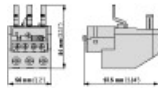
Mounting method

Direct attachment
 Type of electrical connection of main circuit
 Screw connection
 Number of auxiliary contacts as normally closed contact
 1
 Number of auxiliary contacts as normally open contact
 1
 Number of auxiliary contacts as change-over contact
 0
 Release class
 CLASS 10 A
 Reset function input
 No
 Reset function automatic
 Yes
 Reset function push-button
 Yes

Approvals

Specially designed for North America
 No

Dimensions

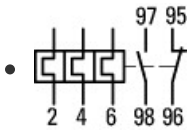


Product photo



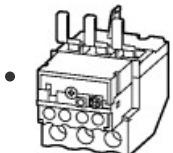
[Photo](#)
 Product photo
[Photo](#)

Wiring diagram



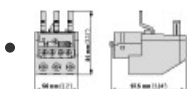
[Contact sequence](#)
 Wiring diagram
 Line drawing
 Overload relay circuit symbol

3D drawing



[2300DRV-62](#)
 3D drawing
 Line drawing

Dimensions single product



[2300DIM-17](#)

Dimensions single product
Line drawing

Declaration of Conformity

- [DA-DC-00002909](#)
Declaration of Conformity
(PDF)

Standards

- [000Z153](#)
Standards
Logo
xStart logo

CAD data

- [DA-CE-ETN.ZBT95-65](#)
CAD data
edz files
(Web)

Download-Center

- [Download-Center \(this item\)](#)
Eaton EMEA Download-Center - download data for this item
- [Download-Center](#)
Eaton EMEA Download-Center

 [Generate data sheet in PDF format](#)

 [Generate data sheet in Excel format](#)

 [Write a comment](#)

[Imprint](#) [Privacy Policy](#) [Legal Disclaimer](#) [Terms and Conditions](#)

© 2020 by Eaton Industries GmbH