

Select your language

- German
- English
- French
- Dutch
- Italian
- Polish
- Czech
- Russian
- Norwegian Bokmål

Worldwide English



Powering Business Worldwide

ZBT65-40 - Overload relay, ZBT65, Ir= 30 - 40 A, 1 NO, 1 NC, Direct mounting, IP20



190945 ZBT65-40

[Overview](#) [Specifications](#) [Resources](#)




190945 ZBT65-40

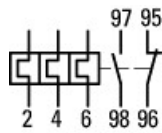
Overload relay, ZBT65, Ir= 30 - 40 A, 1 NO, 1 NC, Direct mounting, IP20

Overload relay, Product range: Overload relay ZBT up to 97 A, Accessories, Accessories: Overload relays, Frame size: ZBT65, Phase-failure sensitivity: IEC/EN 60947, VDE 0660 Part 102, Description: Test/off button, Reset pushbutton manual/auto, Trip-free release, Mounting type: Direct mounting, Auxiliary contacts N/O = Normally open: 1 N/O, Auxiliary contacts N/C = Normally closed: 1 N/C, For use with: DILMT40, DILMT50, DILMT65, DILMT80, DILMT95, Standards: IEC/EN 60947, GB14048, Degree of Protection: IP20

- [Delivery program](#)
- [Technical data](#)
- [Design verification as per IEC/EN 61439](#)
- [Technical data ETIM 7.0](#)
- [Approvals](#)
- [Dimensions](#)

Delivery program

Product range
Overload relay ZBT up to 97 A
Product range
Accessories
Accessories
Overload relays
Frame size
ZBT65
Phase-failure sensitivity
IEC/EN 60947, VDE 0660 Part 102
Description
Test/off button
Reset pushbutton manual/auto
Trip-free release
Overload trigger: tripping class 10 A
Mounting type
Direct mounting
 [4]
30 - 40 A
Contact sequence



Auxiliary contacts

NO = Normally open

1 NO

NC = Normally closed

1 NC

For use with

DILMT40

DILMT50

DILMT65

DILMT80

DILMT95

Technical data

General

Standards

IEC/EN 60947, GB14048

Climatic proofing

Damp heat, constant, to IEC 60068-2-78

Damp heat, cyclic, to IEC 60068-2-30

Ambient temperature

Operating range to IEC/EN 60947: -5 - +40 °C

Ambient temperatureOpen

-25 - +55 °C

Ambient temperatureEnclosed

- 25 - 40 °C

Temperature compensation

Continuous

Weight

0.345 kg

Mechanical shock resistance

10

Sinusoidal

Shock duration 10 ms g

Degree of Protection

IP20

Protection against direct contact when actuated from front (EN 50274)

Finger and back-of-hand proof

Main conducting paths

Rated impulse withstand voltage [U_{imp}]

6000 V AC

Overvoltage category/pollution degree

III/3

Rated insulation voltage [U_i]

690 V

Rated operational voltage [U_n]

690 V AC

Safe isolation to EN 61140Between auxiliary contacts and main contacts

440 V AC

Safe isolation to EN 61140Between main circuits

440 V AC

Terminal capacitiesSolid

1 x (2.5 - 16)

2 x (2.5 - 16) mm²

Terminal capacitiesFlexible with ferrule

1 x (2.5 - 16)

2 x (2.5 - 16) mm²

Tightening torque

2.5 Nm

Stripping length

14 mm

ToolsPozidriv screwdriver

0 Size

Auxiliary and control circuits

Rated impulse withstand voltage [U_{imp}]

4000 V
 Overvoltage category/pollution degree
 III/3
 Terminal capacitiesSolid
 1 x (0.75 - 2.5) mm²
 Terminal capacitiesFlexible with ferrule
 1 x (0.75 - 2.5) mm²
 Tightening torque
 0.8 Nm
 Stripping length
 0 mm
 ToolsPozidriv screw driver
 2 Size
 ToolsStandard screw driver
 1 x 6 mm
 Rated insulation voltage [U_i]
 690 V AC
 Rated operational voltage [U_e]
 690 V AC
 Conventional thermal current [I_{th}]
 10 A
 Rated operational current [I_e]AC-15Make contact120 V [I_e]
 1.5 A
 Rated operational current [I_e]AC-15Make contact220 V 230 V 240 V [I_e]
 1.4 A
 Rated operational current [I_e]AC-15Make contact380 V 400 V 415 V [I_e]
 1.9 A
 Rated operational current [I_e]AC-15Make contact500 V [I_e]
 0.5 A
 Rated operational current [I_e]AC-15Break contact120 V [I_e]
 1.5 A
 Rated operational current [I_e]AC-15Break contact220 V 230 V 240 V [I_e]
 1.5 A
 Rated operational current [I_e]AC-15Break contact380 V 400 V 415 V [I_e]
 1.9 A
 Rated operational current [I_e]AC-15Break contact500 V [I_e]
 1.4 A
 Rated operational current [I_e]DC L/R □ 15 ms
 Switch-on and switch-off conditions based on DC-13, time constant as specified.
 Rated operational current [I_e]DC L/R □ 15 ms24 V [I_e]
 0.9 A
 Rated operational current [I_e]DC L/R □ 15 ms60 V [I_e]
 0.75 A
 Rated operational current [I_e]DC L/R □ 15 ms110 V [I_e]
 0.55 A
 Rated operational current [I_e]DC L/R □ 15 ms220 V [I_e]
 0.27 A
 Short-circuit rating without weldingmax. fuse
 6 A gG/gL

Notes

Notes

Ambient air temperature: Operating range to IEC/EN 60947, PTB: -5°C to +55°C

Main circuits terminal capacity solid and flexible conductors with ferrules: When using 2 conductors use equal cross-sections.

Design verification as per IEC/EN 61439

Operating ambient temperature min.

-25 °C

Operating ambient temperature max.

+55 °C

Technical data ETIM 7.0

Low-voltage industrial components (EG000017) / Thermal overload relay (EC000106)

Electric engineering, automation, process control engineering / Low-voltage switch technology / Overload protection device / Thermal overload relay (ecl@ss10.0.1-27-37-15-01 [AKF075014])

Adjustable current range

30 - 40 A

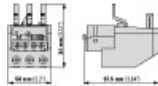
Max. rated operation voltage U_e

690 V
 Mounting method
 Direct attachment
 Type of electrical connection of main circuit
 Screw connection
 Number of auxiliary contacts as normally closed contact
 1
 Number of auxiliary contacts as normally open contact
 1
 Number of auxiliary contacts as change-over contact
 0
 Release class
 Other
 Reset function input
 No
 Reset function automatic
 Yes
 Reset function push-button
 Yes

Approvals

Specially designed for North America
 No

Dimensions

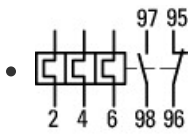


Product photo



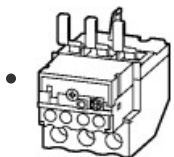
[Photo](#)
 Product photo
 Photo

Wiring diagram



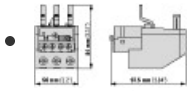
[Contact sequence](#)
 Wiring diagram
 Line drawing
 Overload relay circuit symbol

3D drawing



[2300DRW-62](#)
 3D drawing
 Line drawing

Dimensions single product



2300DIM-17

Dimensions single product
Line drawing

Declaration of Conformity

- [DA-DC-00002909](#)
Declaration of Conformity
(PDF)

Standards

- [000Z153](#)
Standards
Logo
xStart logo

CAD data

- [DA-CE-ETN.ZBT65-40](#)
CAD data
edz files
(Web)

Download-Center

- [Download-Center \(this item\)](#)
Eaton EMEA Download-Center - download data for this item
- [Download-Center](#)
Eaton EMEA Download-Center

 [Generate data sheet in PDF format](#)

 [Generate data sheet in Excel format](#)

 [Write a comment](#)

[Imprint](#) [Privacy Policy](#) [Legal Disclaimer](#) [Terms and Conditions](#)

© 2020 by Eaton Industries GmbH