

Select your language

- German
- English
- Spanish
- French
- Dutch
- Italian
- Polish
- Czech
- Russian
- Norwegian Bokmål

Worldwide English



M22-SOL-PVLPL11-230Q - Fireman's switch, PV, 1NO+1NC, FW switch, red, IP65_x



152627 M22-SOL-PVLPL11-230Q

[Overview](#) [Specifications](#) [Resources](#)



152627 M22-SOL-PVLPL11-230Q

Fireman's switch, PV, 1NO+1NC, FW switch, red, IP65_x

Alternate Catalog No.

M22-SOL-PVLPL11-230Q

EL-Nummer (Norway)

4300329

Fireman's switch, Degree of Protection: IP65, Contacts NC= Normally closed: 1 NC, NO= Normally open: 1 NO

- Delivery program

Design verification as per IEC/EN 61439

- Technical data ETIM 7.0

- Dimensions

Delivery program

Product range

Accessories

Products

PV off switch

Connection

for switching off the SOL30-SAFETY fireman's switch

Description

Complete device

sealable

with mechanical switch position indication

Release by pulling

Contacts

NO = Normally open

1 NO

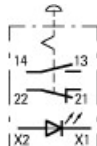
NC = Normally closed

1 NC

Degree of Protection

IP65

Contact sequence



Design verification as per IEC/EN 61439

Technical data for design verification

Rated operational current for specified heat dissipation [I_r]

6 A

Heat dissipation per pole, current-dependent [P_{id}]

0.11 W

Equipment heat dissipation, current-dependent [P_{id}]

0 W

Static heat dissipation, non-current-dependent [P_s]

0 W

Heat dissipation capacity [P_{diss}]

0 W

Operating ambient temperature min.

-25 °C

Operating ambient temperature max.

+70 °C

IEC/EN 61439 design verification

10.2 Strength of materials and parts 10.2.2 Corrosion resistance

Meets the product standard's requirements.

10.2 Strength of materials and parts 10.2.3.1 Verification of thermal stability of enclosures

Meets the product standard's requirements.

10.2 Strength of materials and parts 10.2.3.2 Verification of resistance of insulating materials to normal heat

Meets the product standard's requirements.

10.2 Strength of materials and parts 10.2.3.3 Verification of resistance of insulating materials to abnormal heat and fire due to internal electric effects

Meets the product standard's requirements.

10.2 Strength of materials and parts 10.2.4 Resistance to ultra-violet (UV) radiation

Please enquire

10.2 Strength of materials and parts 10.2.5 Lifting

Does not apply, since the entire switchgear needs to be evaluated.

10.2 Strength of materials and parts 10.2.6 Mechanical impact

Does not apply, since the entire switchgear needs to be evaluated.

10.2 Strength of materials and parts 10.2.7 Inscriptions

Meets the product standard's requirements.

10.3 Degree of protection of ASSEMBLIES

Does not apply, since the entire switchgear needs to be evaluated.

10.4 Clearances and creepage distances

Meets the product standard's requirements.

10.5 Protection against electric shock

Does not apply, since the entire switchgear needs to be evaluated.

10.6 Incorporation of switching devices and components

Does not apply, since the entire switchgear needs to be evaluated.

10.7 Internal electrical circuits and connections

Is the panel builder's responsibility.

10.8 Connections for external conductors

Is the panel builder's responsibility.

10.9 Insulation properties 10.9.2 Power-frequency electric strength

Is the panel builder's responsibility.

10.9 Insulation properties 10.9.3 Impulse withstand voltage

Is the panel builder's responsibility.

10.9 Insulation properties 10.9.4 Testing of enclosures made of insulating material

Is the panel builder's responsibility.

10.10 Temperature rise

The panel builder is responsible for the temperature rise calculation. Eaton will provide heat dissipation data for the devices.

10.11 Short-circuit rating

Is the panel builder's responsibility. The specifications for the switchgear must be observed.

10.12 Electromagnetic compatibility

Is the panel builder's responsibility. The specifications for the switchgear must be observed.

10.13 Mechanical function

The device meets the requirements, provided the information in the instruction leaflet (IL) is observed.

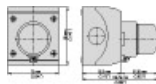
Technical data ETIM 7.0

Low-voltage industrial components (EG000017) / Selector switch, complete (E0001029)

Electric engineering, automation, process control engineering / Low-voltage switch technology / Command and alarm device / Selector switch, complete unit (ecl@ss10.0.1-27-37-12-43 [ACN984011])

Number of switch positions
2
Type of control element
Other
Suitable for illumination
No
With light source
No
Colour button
Red
Hole diameter
22.5 mm
Width opening
0 mm
Height opening
0 mm
Switching function latching
Yes
Spring-return
No
Degree of protection (IP)
IP65
Degree of protection (NEVA)
Other
Supply voltage
0 - 0 V
Number of contacts as normally open contact
1
Number of contacts as normally closed contact
1
Number of contacts as change-over contact
0
Type of electric connection
Screw connection
With front ring
No
Material front ring
Plastic
Colour front ring
Other

Dimensions



CAD data

- [Product-specific CAD data](#)
(Web)
- [3D Preview](#)
(Web)

DWG files

- [DA-CD-m22_sol_pvlpl](#)
File
(Web)

edz files

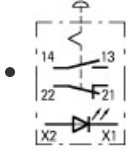
- [DA-CE-ETN.M22-SOL-PV/LPL.11-230Q](#)
File
(Web)

Step files

- [DA-CS-m22_sol_pvlpl](#)
File

(Web)

Wiring diagram



1160SWM-58

Line drawing

1 NO, 1 NC, LED

Product photo




1160PIC-630

Photo

Solar switch

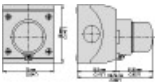
3D drawing



1160DRW-276

Line drawing

Dimensions single product



1160DIM-38

Line drawing


Instruction Leaflet

- [RMQ-Titan System\(IL04716002Z\)](#)
Asset
former AWA1160-1745, IL04716001E
(PDF, 09/2020, multilingual)

Download-Center

- [Download-Center \(this item\)](#)
Eaton EMEA Download-Center - download data for this item
- [Download-Center](#)
Eaton EMEA Download-Center

 [Generate data sheet in PDF format](#)

 [Generate data sheet in Excel format](#)

 [Write a comment](#)

[Imprint](#) [Privacy Policy](#) [Legal Disclaimer](#) [Terms and Conditions](#)

© 2021 by Eaton Industries GmbH