

DIL CONTACTORS
281208



Overview



Specifications



Resources

How to




281208

Eaton Moeller® series DILM Varistor suppressor c
with: DILM7 - DILM15, DILMP20, DILA



[WIN-WIN with Push-in Terminals](#)

[How to improve wiring](#)



Designed to work together

Discover other Eaton products and accessories built to enhance this product.

199262

Eaton Moeller® series DILMP Contactor, 4 pole, AC operation, AC-1: 22 A, 42 V 50 Hz, 48 V 60 Hz, Push in terminals

199257

Eaton Moeller® series DILM Contactor, 3 pole, 380 V 400 V 7.5 kW, 1 NC, 42 V 50 Hz, 48 V 60 Hz, AC operation, Push in terminals

199246

Eaton Moeller® series DILM Contactor, 3 pole, 380 V 400 V 5.5 kW, 1 NC, 24 V 50/60 Hz, AC operation, Push in terminals

199256

Eaton Moeller® series DILM Contactor, 3 pole, 380 V 400 V 7.5 kW, 1 NC, 24 V 50/60 Hz, AC operation, Push in terminals

[View more](#)

[View less](#)

GENERAL SPECIFICATIONS

General specifications

>

PRODUCT NAME Eaton Moeller® series DILM varistor suppressor circuit breaker

CATALOG NUMBER 281208

Product specifications

>

MODEL CODE DILM12-XSPV48

EAN 4015082812089

PRODUCT LENGTH/DEPTH 48 mm

PRODUCT HEIGHT 25 mm

PRODUCT WIDTH 9 mm

PRODUCT WEIGHT 0.005 kg

CERTIFICATIONS

CSA Class No.: 3211-07
UL 508
CSA
IEC/EN 60947-4-1
UL Category Control No.: NKCR2, NKCR8
UL File No.: E29184
UL Recognized
CE
CSA-C22.2 No. 14-05
CSA File No.: 256465

CATALOG NOTES

With DC operated contactors and with DILM115 and DILM115 arcing suppressor is integrated.

PRODUCT SPECIFICATIONS

PRODUCT CATEGORY Accessories

RATED OPERATIONAL CURRENT FOR SPECIFIED HEAT

0 A

DISSIPATION (IN)

10.11 SHORT-CIRCUIT RATING	Is the panel builder's responsibility. The specifications must be observed.
EQUIPMENT HEAT DISSIPATION, CURRENT-DEPENDENT PVID	0 W
HEAT DISSIPATION CAPACITY PDISS	0 W
OPERATING VOLTAGE AT AC, 50 HZ - MAX	48 V
RATED CONTROL SUPPLY VOLTAGE (US) AT AC, 50 HZ - MIN	24 V
10.4 CLEARANCES AND CREEPAGE DISTANCES	Meets the product standard's requirements.
10.12 ELECTROMAGNETIC COMPATIBILITY	Is the panel builder's responsibility. The specifications must be observed.
10.2.5 LIFTING	Does not apply, since the entire switchgear needs to be lifted.
OPERATING VOLTAGE AT DC - MAX	0 V
10.2.3.1 VERIFICATION OF THERMAL STABILITY OF ENCLOSURES	Meets the product standard's requirements.
RATED CONTROL SUPPLY VOLTAGE (US) AT DC - MIN	0 V
10.2.3.2 VERIFICATION OF RESISTANCE OF INSULATING MATERIALS TO NORMAL HEAT	Meets the product standard's requirements.
RATED CONTROL SUPPLY VOLTAGE (US) AT AC, 50 HZ - MAX	48 V
10.2.3.3 RESIST. OF INSUL. MAT. TO ABNORMAL HEAT/FIRE BY INTERNAL ELECT. EFFECTS	Meets the product standard's requirements.
10.8 CONNECTIONS FOR EXTERNAL CONDUCTORS	Is the panel builder's responsibility.
OPERATING VOLTAGE AT AC, 60 HZ - MAX	48 V
10.9.2 POWER-FREQUENCY ELECTRIC STRENGTH	Is the panel builder's responsibility.
OPERATING VOLTAGE AT DC - MIN	0 V
AMBIENT OPERATING TEMPERATURE - MAX	60 °C
VOLTAGE TYPE OF OPERATING VOLTAGE	AC
RATED CONTROL SUPPLY VOLTAGE (US) AT AC, 60 HZ - MIN	24 V
10.7 INTERNAL ELECTRICAL CIRCUITS AND CONNECTIONS	Is the panel builder's responsibility.
10.10 TEMPERATURE RISE	The panel builder is responsible for the temperature rise. Eaton will provide heat dissipation data for the device.
FUNCTIONS	Varistor (voltage-sensitive resistor)
STATIC HEAT DISSIPATION, NON-CURRENT-DEPENDENT PVS	0 W

OPERATING VOLTAGE AT AC, 60 HZ - MIN	24 V
RATED CONTROL SUPPLY VOLTAGE (US) AT DC - MAX	0 V
10.9.3 IMPULSE WITHSTAND VOLTAGE	Is the panel builder's responsibility.
AMBIENT OPERATING TEMPERATURE - MIN	-25 °C
10.2.2 CORROSION RESISTANCE	Meets the product standard's requirements.
10.6 INCORPORATION OF SWITCHING DEVICES AND COMPONENTS	Does not apply, since the entire switchgear needs to
10.2.4 RESISTANCE TO ULTRA-VIOLET (UV) RADIATION	Meets the product standard's requirements.
10.2.7 INSCRIPTIONS	Meets the product standard's requirements.
10.5 PROTECTION AGAINST ELECTRIC SHOCK	Does not apply, since the entire switchgear needs to
RATED CONTROL SUPPLY VOLTAGE (US) AT AC, 60 HZ - MAX	48 V
USED WITH	DILM12-XSPV48
OPERATING VOLTAGE AT AC, 50 HZ - MIN	24 V
10.13 MECHANICAL FUNCTION	The device meets the requirements, provided the instruction leaflet (IL) is observed.
10.2.6 MECHANICAL IMPACT	Does not apply, since the entire switchgear needs to
10.9.4 TESTING OF ENCLOSURES MADE OF INSULATING MATERIAL	Is the panel builder's responsibility.
10.3 DEGREE OF PROTECTION OF ASSEMBLIES	Does not apply, since the entire switchgear needs to
HEAT DISSIPATION PER POLE, CURRENT-DEPENDENT PVID	0 W
VOLTAGE TYPE	AC

Catalogs

Certification reports

Declarations of conformity

Drawings

eCAD model

Installation instructions

Installation videos

mCAD model

Wiring diagrams

281208



Eaton is an intelligent power management company dedicated to improving the quality of life and protecting the environment for people everywhere. We are guided by our commitment to do business right, to operate sustainably and to help our customers manage power — today and well into the future. By capitalizing on the global growth trends of electrification and digitalization, we're accelerating the planet's transition to renewable energy and helping to solve the world's most urgent power management challenges.