

Select your language

- German
- English
- Spanish
- French
- Dutch
- Italian
- Polish
- Czech
- Russian
- Norwegian Bokmål

Worldwide English



Powering Business Worldwide

DILM12-XSPR500 - RC suppressor circuit, 240 - 500 ACV, For use with: DILM7 - DILM15, DILMP20, DILA



281201 DILM12-XSPR500

[Overview](#) [Specifications](#) [Resources](#)



281201 DILM12-XSPR500

RC suppressor circuit, 240 - 500 ACV, For use with: DILM7 - DILM15, DILMP20, DILA

Alternate Catalog No.

XTCEXRSBC

EL-Nummer (Norway)

4131889

RC suppressor circuit, Accessories: Suppressor circuit, Voltage: Us 240 - 500 ACV, For use with: DILM7 - DILM15, DILMP20, DILA

- [Delivery program](#)
- [Design verification as per IEC/EN 61439](#)
- [Technical data ETIM 7.0](#)
- [Approvals](#)
- [Dimensions](#)

Delivery program

Product range

Accessories

Accessories

Suppressor circuit

Voltage [U_s]

240 - 500 ACV

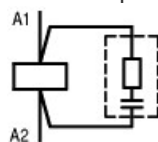
For use with

DILM7 - DILM15

DILMP20

DILA

Contact sequence



Instructions

For AC operation contactors 50 - 60 Hz.

With DC operated contactors and with DILM115 and DILM150 the suppressor is integrated.

Note drop-out delay

Design verification as per IEC/EN 61439

Technical data for design verification

Rated operational current for specified heat dissipation [I_r]

0 A

Heat dissipation per pole, current-dependent [P_{rid}]

0 W

Equipment heat dissipation, current-dependent [P_{id}]

0 W

Static heat dissipation, non-current-dependent [P_s]

0 W

Heat dissipation capacity [P_{diss}]

0 W

Operating ambient temperature min.

-25 °C

Operating ambient temperature max.

+60 °C

IEC/EN 61439 design verification

10.2 Strength of materials and parts 10.2.2 Corrosion resistance

Meets the product standard's requirements.

10.2 Strength of materials and parts 10.2.3.1 Verification of thermal stability of enclosures

Meets the product standard's requirements.

10.2 Strength of materials and parts 10.2.3.2 Verification of resistance of insulating materials to normal heat

Meets the product standard's requirements.

10.2 Strength of materials and parts 10.2.3.3 Verification of resistance of insulating materials to abnormal heat and fire due to internal electric effects

Meets the product standard's requirements.

10.2 Strength of materials and parts 10.2.4 Resistance to ultra-violet (UV) radiation

Meets the product standard's requirements.

10.2 Strength of materials and parts 10.2.5 Lifting

Does not apply, since the entire switchgear needs to be evaluated.

10.2 Strength of materials and parts 10.2.6 Mechanical impact

Does not apply, since the entire switchgear needs to be evaluated.

10.2 Strength of materials and parts 10.2.7 Inscriptions

Meets the product standard's requirements.

10.3 Degree of protection of ASSEMBLIES

Does not apply, since the entire switchgear needs to be evaluated.

10.4 Clearances and creepage distances

Meets the product standard's requirements.

10.5 Protection against electric shock

Does not apply, since the entire switchgear needs to be evaluated.

10.6 Incorporation of switching devices and components

Does not apply, since the entire switchgear needs to be evaluated.

10.7 Internal electrical circuits and connections

Is the panel builder's responsibility.

10.8 Connections for external conductors

Is the panel builder's responsibility.

10.9 Insulation properties 10.9.2 Power-frequency electric strength

Is the panel builder's responsibility.

10.9 Insulation properties 10.9.3 Impulse withstand voltage

Is the panel builder's responsibility.

10.9 Insulation properties 10.9.4 Testing of enclosures made of insulating material

Is the panel builder's responsibility.

10.10 Temperature rise

The panel builder is responsible for the temperature rise calculation. Eaton will provide heat dissipation data for the devices.

10.11 Short-circuit rating

Is the panel builder's responsibility. The specifications for the switchgear must be observed.

10.12 Electromagnetic compatibility

Is the panel builder's responsibility. The specifications for the switchgear must be observed.

10.13 Mechanical function

The device meets the requirements, provided the information in the instruction leaflet (IL) is observed.

Technical data ETIM 7.0

Low-voltage industrial components (EG000017) / Surge protection module (EO000683)

Electric engineering, automation, process control engineering / Low-voltage switch technology / Contactor (LV) /

Component for protective circuit (ecl@ss10.0.1-27-37-10-10 [AKF019013])

Function

RC-element

Rated control supply voltage U_s at AC 50HZ

240 - 500 V

Rated control supply voltage U_s at AC 60HZ

240 - 500 V

Rated control supply voltage U_s at DC

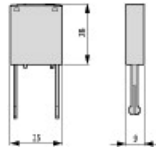
0 - 0 V

Voltage type for actuating
AC
With LED indication
No

Approvals

Product Standards
IEC/EN 60947-4-1; UL 508; CSA-C22.2 No. 14-05; CE marking
UL File No.
E29184
UL Category Control No.
NKCR2, NKCR8
CSA File No.
256465
CSA Class No.
3211-07
North America Certification
UL recognized, CSA certified
Specially designed for North America
No

Dimensions



CAD data

- [Product-specific CAD data](#)
(Web)
- [3D Preview](#)
(Web)

DWG files

- [DA-CD-dil_m_xsp_a](#)
File
(Web)

edz files

- [DA-CE-ETN.DILM12-XSPR500](#)
File
(Web)

Step files

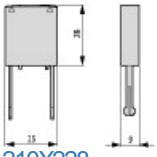
- [DA-CS-dil_m_xsp_a](#)
File
(Web)

Additional product information

- [Motor starters and "Special Purpose Ratings" for the North American market](#)
(PDF)
- [Switchgear of Power Factor Correction Systems](#)
(PDF)
- [X-Start - Modern Switching Installations Efficiently Fitted and Wired Securely](#)
(PDF)
- [Mirror Contacts for Highly-Reliable Information Relating to Safety-Related Control Functions](#)
(PDF)
- [Effect of the Cable Capacitance of Long Control Cables on the Actuation of Contactors](#)
(PDF)
- [Switchgear for Luminaires](#)
(PDF)

- [Standard Compliant and Functionally Safe Engineering Design with Mechanical Auxiliary Contacts](#)
(PDF)
- [The Interaction of Contactors with PLCs](#)
(PDF)
- [Busbar Component Adapters for modern Industrial control panels](#)
(PDF)

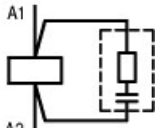
Dimensions single product



210X228

Line drawing
Suppressor

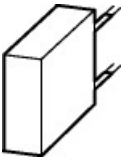
Wiring diagram



250S024

Line drawing
RC suppressors

3D drawing



210I108

Line drawing
Suppressor

Product photo



2100PIC-66

Photo
Suppressor: RC suppressor

Instruction Leaflet

- [DILA, DILM7 - DILM15 Contactors \(IL03407013Z\)](#)
Asset
former AWA2100-2126
(PDF, 05/2020, multilingual)

Standards

- 
000Z153
Logo
xStart logo

Declaration of Conformity

EU

- [DILM7...-PI - DILM15...-PI - Contactors & Contactor combinations \(DA-DC-00004059\)](#)
Asset
(PDF)
- [DILM7-DILM15 -EA - contactors & contactor combinations \(DA-DC-00004063\)](#)
Asset
(PDF)

Download-Center

- [Download-Center \(this item\)](#)
Eaton EMEA Download-Center - download data for this item
- [Download-Center](#)
Eaton EMEA Download-Center

 [Generate data sheet in PDF format](#)

 [Generate data sheet in Excel format](#)

 [Write a comment](#)

[Imprint](#) [Privacy Policy](#) [Legal Disclaimer](#) [Terms and Conditions](#)

© 2021 by Eaton Industries GmbH