

[United States](#) [Select your location](#)

[Sign in](#)

We make what matters work*

[Products](#) [Digital Services](#) [Markets](#) [Support](#) [Company](#)

Search

[Products](#)

- [Actuators and motion control](#)
- [Backup power, UPS, surge & IT power distribution](#)
- [Clutches and brakes](#)
- [Conduit, cable & wire management](#)
- [Cylinders](#)
- [Differentials](#)
- [Ducting solutions](#)
- [Electrical circuit protection](#)
- [Electric vehicles and EV charging](#)
- [Electronic components](#)

- [Enclosures](#)
- [Energy storage systems](#)
- [Engine solutions](#)
- [Filtration solutions](#)
- [Fuel systems, emissions and components](#)
- [Furniture](#)
- [Golf grips](#)
- [Hose, tubing, fittings and connectors](#)
- [Hydraulic motors and generators](#)

- [Hydraulic power packs and accumulators](#)
- [Industrial controls, drives, automation and sensors](#)
- [Life support systems](#)
- [Lighting and controls](#)
- [Low-voltage power distribution & control systems](#)
- [Medium-voltage power distribution & control systems](#)
- [Plastics](#)
- [Process safety, automation, test and measurement](#)
- [Pumps](#)

- [Residential](#)
- [Safety, security & emergency communications](#)
- [Server racks, enclosures & airflow management](#)
- [Support systems](#)
- [Transmissions](#)
- [Utility & grid solutions](#)
- [Valves](#)
- [Wiring devices & connectivity](#)

[Digital](#)

- [Brightlayer Experience Hub](#)
- [Explore our digital catalog](#)
- [Discover Brightlayer](#)
- [Understanding Industry 4.0](#)

- [For developers](#)

[Services](#)

Close Search

[Markets](#)

Close Search

- [Aerospace](#)
- [Buildings](#)
- [Data centers](#)
- [Eaton Experience Centers](#)
- [Food and beverage](#)
- [Government and military](#)
- [Healthcare](#)
- [Machine building](#)

- [Marine](#)
- [Mining, metals and minerals](#)
- [Oil and gas](#)
- [Rail](#)
- [Renewables](#)
- [Residential](#)
- [Utilities](#)

- [Vehicles](#)

[Support](#)

Close Search

- [Contact technical support](#)
- [Download center](#)
- [How to buy](#)
- [Terms and conditions](#)
- [Tools](#)
- [Training and education](#)
- [Warranty and returns](#)

[Company](#)

Close Search

- [Overview](#)
- [About us](#)
- [News & insights](#)
- [Careers](#)
- [Investor relations](#)
- [Research & development](#)

- [Corporate governance](#)
- [Sustainability](#)
- [Inclusion & diversity](#)
- [Ethics & compliance](#)
- [Partnering with Eaton](#)

- [Selling to Eaton](#)

[MyEaton](#)

Close Search

Quick links



DIL contactors
277827

[Overview](#) [Specifications](#) [Resources](#)

How to buy

[Back to search](#)

[Download](#) [Zoom](#)

Photo is representative

[Download](#) [Zoom](#)

Photo is representative

[Download](#) [Zoom](#)





Photo is representative

[Download](#) [Zoom](#)

Photo is representative

[Previous](#) [Next](#)

[Download](#) [Zoom](#)

- 
- 
- 
- 

[Previous](#) [Next](#)

277827

Eaton Moeller® series DILM Contactor, 3 pole, 380 V 400 V 22 kW, 110 V 50 Hz, 120 V 60 Hz, AC operation, Screw terminals

[Add a free sample to the cart](#)

- [WIN-WIN with Push-in Terminals](#)
- [How to improve wiring](#)

×



Products cannot be sold together

Products in your cart cannot be sold together in one transaction. Please choose to either keep your existing cart, or create a new cart with this product.

You can purchase your products in separate transactions.

[Keep My Cart](#)

[Create a New Cart](#)

×



Item is already in the cart.

Okay

Photo is representative

Designed to work together

Discover other Eaton products and accessories built to enhance this product.

- [277950](#)

277950
Eaton Moeller® series DILM Auxiliary contact module, 4 pole, Ith= 16 A, 2 N/O, 2 NC, Front fixing, Screw terminals, DILM40 - DILM170
- [278458](#)

278458
Eaton Moeller® series ZB Overload relay, ZB65, Ir= 24 - 40 A, 1 N/O, 1 N/C, Direct mounting, IP00
- [278459](#)

278459
Eaton Moeller® series ZB Overload relay, ZB65, Ir= 40 - 57 A, 1 N/O, 1 N/C, Direct mounting, IP00
- [277946](#)

277946
Eaton Moeller® series DILM Auxiliary contact module, 2 pole, Ith= 16 A, 1 N/O, 1 NC, Front fixing, Screw terminals, DILM40 - DILM170
- [278425](#)

278425
Eaton Moeller® series DILM Auxiliary contact module, 2 pole, Ith= 10 A, 1 N/O, 1 NC, Side mounted, Screw terminals, DILM40 - DILM225A, -SI
- [277949](#)

277949
Eaton Moeller® series DILM Auxiliary contact module, 4 pole, Ith= 16 A, 3 N/O, 1 NC, Front fixing, Screw terminals, DILM40 - DILM170
- [278460](#)

278460
Eaton Moeller® series ZB Overload relay, ZB65, Ir= 50 - 65 A, 1 N/O, 1 N/C, Direct mounting, IP00
- [106491](#)

106491
Eaton Moeller® series DILM Cover, connection opening DILM40-65, (8unit)
- [281206](#)

281206

Eaton Moeller® series DILM RC suppressor circuit, 110 - 240 AC V, For use with: DILM40 - DILM95, DILK33 - DILK50, DILMP63 - DILMP200

- [101058](#)

101058

Eaton Moeller® series DILM Secondary terminal wire kit, star-delta, for DILM40-M65

- [083094](#)

083094

Eaton Moeller® series Amplifier module, for separate mounting

- [278457](#)

278457

Eaton Moeller® series ZB Overload relay, ZB65, Ir= 16 - 24 A, 1 N/O, 1 N/C, Direct mounting, IP00

- [278427](#)

278427

Eaton Moeller® series DILM Auxiliary contact module, 2 pole, Ith= 10 A, 1 N/O, 1 NC, Side mounted, Screw terminals, DILM40 - DILM225A

- [281218](#)

281218

Eaton Moeller® series DILM Varistor suppressor circuit, 130 - 240 AC V, For use with: DILM40 - DILM95, DILK33 - DILK50, DILMP63 - DILMP200 DILM95-XSPV240

- [108792](#)

108792

Eaton Moeller® series ZB Overload relay, ZB65, Ir= 65 - 75 A, 1 N/O, 1 N/C, Direct mounting, IP00

- [283464](#)

283464

Eaton Moeller® series DILM Auxiliary contact module, 4 pole, Ith= 16 A, 2 N/O, 2 NC, Front fixing, Screw terminals, DILM40 - DILM170, XHIA

- [281198](#)

281198

Eaton Moeller® series DILM Interlock, mechanical, for DILM40-65

- [281207](#)

281207

Eaton Moeller® series DILM RC suppressor circuit, 240 - 500 AC V, For use with: DILM40 - DILM95, DILK33 - DILK50, DILMP63 - DILMP200

- [207517](#)

207517

Eaton Moeller® series Sheet of labels

- [277948](#)

277948

Eaton Moeller® series DILM Auxiliary contact module, 4 pole, Ith= 16 A, 4 N/O, Front fixing, Screw terminals, DILM40 - DILM170

[Go to Previous Item](#)

[Go to Next Item](#)

- [277950](#)

277950

Eaton Moeller® series DILM Auxiliary contact module, 4 pole, Ith= 16 A, 2 N/O, 2 NC, Front fixing, Screw terminals, DILM40 - DILM170

- [278458](#)

278458

Eaton Moeller® series ZB Overload relay, ZB65, Ir= 24 - 40 A, 1 N/O, 1 N/C, Direct mounting, IP00

- [278459](#)

278459

Eaton Moeller® series ZB Overload relay, ZB65, Ir= 40 - 57 A, 1 N/O, 1 N/C, Direct mounting, IP00

- [277946](#)

277946

Eaton Moeller® series DILM Auxiliary contact module, 2 pole, Ith= 16 A, 1 N/O, 1 NC, Front fixing, Screw terminals, DILM40 - DILM170

- [278425](#)

278425

Eaton Moeller® series DILM Auxiliary contact module, 2 pole, Ith= 10 A, 1 N/O, 1 NC, Side mounted, Screw terminals, DILM40 - DILM225A, -SI

- [277949](#)

277949

Eaton Moeller® series DILM Auxiliary contact module, 4 pole, Ith= 16 A, 3 N/O, 1 NC, Front fixing, Screw terminals, DILM40 - DILM170

- [278460](#)

278460

Eaton Moeller® series ZB Overload relay, ZB65, Ir= 50 - 65 A, 1 N/O, 1 N/C, Direct mounting, IP00

- [106491](#)

106491

Eaton Moeller® series DILM Cover, connection opening DILM40-65, (8unit)

- [281206](#)

281206

Eaton Moeller® series DILM RC suppressor circuit, 110 - 240 AC V, For use with: DILM40 - DILM95, DILK33 - DILK50, DILMP63 - DILMP200
- [101058](#)

101058

Eaton Moeller® series DILM Secondary terminal wire kit, star-delta, for DILM40-M65
- [083094](#)

083094

Eaton Moeller® series Amplifier module, for separate mounting
- [278457](#)

278457

Eaton Moeller® series ZB Overload relay, ZB65, Ir= 16 - 24 A, 1 N/O, 1 N/C, Direct mounting, IP00
- [278427](#)

278427

Eaton Moeller® series DILM Auxiliary contact module, 2 pole, Ith= 10 A, 1 N/O, 1 NC, Side mounted, Screw terminals, DILM40 - DILM225A
- [281218](#)

281218

Eaton Moeller® series DILM Varistor suppressor circuit, 130 - 240 AC V, For use with: DILM40 - DILM95, DILK33 - DILK50, DILMP63 - DILMP200 DILM95-XSPV240
- [108792](#)

108792

Eaton Moeller® series ZB Overload relay, ZB65, Ir= 65 - 75 A, 1 N/O, 1 N/C, Direct mounting, IP00
- [283464](#)

283464

Eaton Moeller® series DILM Auxiliary contact module, 4 pole, Ith= 16 A, 2 N/O, 2 NC, Front fixing, Screw terminals, DILM40 - DILM170, XHIA
- [281198](#)

281198

Eaton Moeller® series DILM Interlock, mechanical, for DILM40-65
- [281207](#)

281207

Eaton Moeller® series DILM RC suppressor circuit, 240 - 500 AC V, For use with: DILM40 - DILM95, DILK33 - DILK50, DILMP63 -

DILMP200

- [207517](#)

207517

Eaton Moeller® series Sheet of labels

- [277948](#)

277948

Eaton Moeller® series DILM Auxiliary contact module, 4 pole, I_{th}= 16 A, 4 N/O, Front fixing, Screw terminals, DILM40 - DILM170

[View more](#) [View less](#)

- [General specifications](#)
- [Product specifications](#)

General specifications

Product Name

Eaton Moeller® series DILM contactor

Catalog Number

277827

Model Code

DILM50(110V50HZ,120V60HZ)

EAN

4015082778279

Product Length/Depth

132.1 mm

Product Height

115 mm

Product Width

55 mm

Product Weight

0.872 kg

Certifications

IEC/EN 60947-4-1

UL 60947-4-1

UL Category Control No.: NLDX

CSA Class No.: 2411-03, 3211-04

IEC/EN 60947

VDE 0660

CE

UL

CSA File No.: 012528

CSA-C22.2 No. 60947-4-1-14

UL File No.: E29096

CSA

Catalog Notes

Contacts according to EN 50012

Product specifications

Terminal capacity (flexible with ferrule)

1 x (0.75 - 2.5) mm², Control circuit cables

2 x (0.75 - 2.5) mm², Control circuit cables

2 x (0.75 - 25) mm², Main cables

1 x (0.75 - 35) mm², Main cables

Rated operational current for specified heat dissipation (I_n)

50 A

10.11 Short-circuit rating

Is the panel builder's responsibility. The specifications for the switchgear must be observed.

Rated operational power at AC-3, 380/400 V, 50 Hz
22 kW

Conventional thermal current I_{th} (3-pole, enclosed)
58 A

Rated operational power at AC-4, 380/400 V, 50 Hz
10 kW

Rated operational current (I_e) at AC-4, 440 V
21 A

Terminal capacity (copper band)
2 x (6 x 9 x 0.8) mm (Number of segments x width x thickness), Main cables

Rated control supply voltage (U_s) at AC, 50 Hz - min
110 V

Conventional thermal current I_{th} at 60°C (3-pole, open)
65 A

10.4 Clearances and creepage distances
Meets the product standard's requirements.

Number of contacts (normally closed) as main contact
0

Short-circuit current rating (high fault at 480 V)
30/100 kA, Fuse, SCCR (UL/CSA)

250/150 A, Class J, max. Fuse, SCCR (UL/CSA)
65 kA, CB, SCCR (UL/CSA)

100 A, max. CB, SCCR (UL/CSA)

Conventional thermal current I_{th} at 55°C (3-pole, open)
68 A

Rated operational power (NEMA)
29.8 kW

10.2.3.1 Verification of thermal stability of enclosures
Meets the product standard's requirements.

Ambient storage temperature - min
40 °C

Rated breaking capacity at 380/400 V
500 A

Short-circuit current rating (basic rating)
250 A, max. CB, SCCR (UL/CSA)

250 A, max. Fuse, SCCR (UL/CSA)
10 kA, SCCR (UL/CSA)

Rated control supply voltage (U_s) at AC, 50 Hz - max
110 V

Rated breaking capacity at 660/690 V
320 A

Rated operational current (I_e) at DC-1, 220 V
45 A

Special purpose rating of elevator control
40 HP, 600 V 60 Hz 3-ph, (UL/CSA)

32.2 A, 200 V 60 Hz 3-ph, (UL/CSA)

15 HP, 240 V 60 Hz 3-ph, (UL/CSA)

10 HP, 200 V 60 Hz 3-ph, (UL/CSA)

42 A, 240 V 60 Hz 3-ph, (UL/CSA)

40 A, 480 V 60 Hz 3-ph, (UL/CSA)

41 A, 600 V 60 Hz 3-ph, (UL/CSA)

30 HP, 480 V 60 Hz 3-ph, (UL/CSA)

Ambient operating temperature - max
60 °C

Assigned motor power at 115/120 V, 60 Hz, 1-phase
3 HP

Rated operational power at AC-4, 440 V, 50 Hz
12 kW

Electrical connection type of main circuit
Screw connection

Number Of Poles
Three-pole

Ambient operating temperature - min
-25 °C

10.6 Incorporation of switching devices and components

Does not apply, since the entire switchgear needs to be evaluated.

10.2.6 Mechanical impact

Does not apply, since the entire switchgear needs to be evaluated.

10.3 Degree of protection of assemblies

Does not apply, since the entire switchgear needs to be evaluated.

Application

Contactors for Motors

Operating frequency

5000 mechanical Operations/h (AC operated)

Voltage type

AC

Short-circuit protection rating (type 1 coordination) at 400 V

160 A gGgL

Product category

Contactors

Rated operational current (Ie) at AC-4, 220 V, 230 V, 240 V

21 A

Rated operational power at AC-3, 690 V, 50 Hz

30 kW

Power consumption, pick-up, 50 Hz

149 VA, Dual-frequency coil in a cold state and 1.0 x Us, at 50 Hz

Heat dissipation capacity Pdiss

0 W

Assigned motor power at 460/480 V, 60 Hz, 3-phase

40 HP

Special purpose rating of tungsten incandescent lamps

74 A, 480 V 60 Hz 3phase, 277 V 60 Hz 1phase, (UL/CSA)

74 A, 600 V 60 Hz 3phase, 347 V 60 Hz 1phase, (UL/CSA)

Switching time (AC operated, make contacts, opening delay) - min

8 ms

Rated operational current (Ie) at AC-4, 500 V

21 A

Rated operational power at AC-3, 240 V, 50 Hz

17 kW

Operating voltage at AC, 60 Hz - max

690 V

Terminal capacity (solid/stranded AWG)

18 - 14, Control circuit cables

Single 14 - 1, double 14 - 2, Main cables

10.9.2 Power-frequency electric strength

Is the panel builder's responsibility.

Degree of protection

IP00

Overvoltage category

III

Switching time (AC operated, make contacts, opening delay) - max

13 ms

Ambient storage temperature - max

80 °C

Pollution degree

3

Rated operational current (Ie) at AC-1, 380 V, 400 V, 415 V

80 A

Power consumption, pick-up, 60 Hz

178 VA, Dual-frequency coil in a cold state and 1.0 x Us, at 60 Hz

Switching time (AC operated, make contacts, closing delay) - max

18 ms

Rated impulse withstand voltage (Uimp)

8000 V AC

Connection

Screw terminals

Operating voltage at AC, 60 Hz - min

230 V

Tightening torque

3.3 Nm, Screw terminals, Main cables

1.2 Nm, Screw terminals, Control circuit cables
Rated operational power at AC-4, 660/690 V, 50 Hz
14 kW
Frame size
FS3
Conventional thermal current I_{th} (1-pole, enclosed)
145 A
Rated operational current (I_e) at AC-3, 660 V, 690 V
32 A
10.2.2 Corrosion resistance
Meets the product standard's requirements.
10.2.4 Resistance to ultra-violet (UV) radiation
Meets the product standard's requirements.
10.2.7 Inscriptions
Meets the product standard's requirements.
Rated operational current (I_e) at AC-3, 380 V, 400 V, 415 V
50 A
Switching time (AC operated, make contacts, closing delay) - min
12 ms
Short-circuit protection rating (type 2 coordination) at 400 V
80 A gG/gL
Special purpose rating of ballast electrical discharge lamps
79 A (600V 60Hz 3phase, 347V 60Hz 1phase)
79 A (480V 60Hz 3phase, 277V 60Hz 1phase)
Number of auxiliary contacts (normally open contacts)
0
Rated operational power at AC-3, 500 V, 50 Hz
36 kW
Shock resistance
10 g, N/O main contact, Mechanical, according to IEC/EN 60068-2-27 when tabletop-mounted, Half-sinusoidal shock 10 ms
5 g, N/C auxiliary contact, Mechanical, according to IEC/EN 60068-2-27 when tabletop-mounted, Half-sinusoidal shock 10 ms
7 g, N/O auxiliary contact, Mechanical, according to IEC/EN 60068-2-27 when tabletop-mounted, Half-sinusoidal shock 10 ms
5 g, N/C auxiliary contact, Mechanical, according to IEC/EN 60068-2-27, Half-sinusoidal shock 10 ms
10 g, N/O main contact, Mechanical, according to IEC/EN 60068-2-27, Half-sinusoidal shock 10 ms
7 g, N/O auxiliary contact, Mechanical, according to IEC/EN 60068-2-27, Half-sinusoidal shock 10 ms
Rated operational current (I_e) at DC-1, 110 V
50 A
Assigned motor power at 230/240 V, 60 Hz, 3-phase
20 HP
Drop-out voltage
AC operated: 0.6 - 0.3 x UC, AC operated
Power consumption, sealing, 60 Hz
19 VA, Dual-frequency coil in a cold state and 1.0 x Us, at 60 Hz
4.1 W, Dual-frequency coil in a cold state and 1.0 x Us, at 60 Hz
Resistance per pole
1.9 m Ω
Ambient operating temperature (enclosed) - min
25 °C
Stripping length (control circuit cable)
10 mm
Operating voltage at AC, 50 Hz - max
690 V
10.12 Electromagnetic compatibility
Is the panel builder's responsibility. The specifications for the switchgear must be observed.
10.2.5 Lifting
Does not apply, since the entire switchgear needs to be evaluated.
Stripping length (main cable)
14 mm
Ambient operating temperature (enclosed) - max
40 °C
Special purpose rating of resistance air heating
79 A, 480 V 60 Hz 3phase, 277 V 60 Hz 1phase, (UL/CSA)
79 A, 600 V 60 Hz 3phase, 347 V 60 Hz 1phase, (UL/CSA)
Rated control supply voltage (U_s) at DC - min
0 V

Short-circuit current rating (high fault at 600 V)

30/100 kA, Fuse, SCCR (UL/CSA)

250/150 A, Class J, max. Fuse, SCCR (UL/CSA)

250 A, max. CB, SCCR (UL/CSA)

30 kA, CB, SCCR (UL/CSA)

10.8 Connections for external conductors

Is the panel builder's responsibility.

Number of main contacts (normally open contact)

3

Rated breaking capacity at 220/230 V

500 A

Screw size

M3.5, Terminal screw, Control circuit cables

M6, Terminal screw, Main cables

Rated operational current (Ie) at AC-4, 400 V

21 A

Short-circuit protection rating (type 2 coordination) at 690 V

63 A gG/gL

Assigned motor power at 575/600 V, 60 Hz, 3-phase

50 HP

Protection

Finger and back-of-hand proof, Protection against direct contact when actuated from front (EN 50274)

Power consumption, sealing, 50 Hz

4.1 W, Dual-frequency coil in a cold state and 1.0 x Us, at 50 Hz

16 VA, Dual-frequency coil in a cold state and 1.0 x Us, at 50 Hz

Rated operational power at AC-3, 440 V, 50 Hz

32 kW

Terminal capacity (stranded)

2 x (16 - 35) mm², Main cables

1 x (16 - 50) mm², Main cables

Rated breaking capacity at 500 V

500 A

Rated operational power at AC-3, 415 V, 50 Hz

30 kW

Climatic proofing

Damp heat, cyclic, to IEC 60068-2-30

Damp heat, constant, to IEC 60068-2-78

Emitted interference

According to EN 60947-1

Connection to SmartWire-DT

No

Static heat dissipation, non-current-dependent Pvs

4.1 W

Rated control supply voltage (Us) at DC - max

0 V

10.9.3 Impulse withstand voltage

Is the panel builder's responsibility.

Utilization category

AC-1: Non-inductive or slightly inductive loads, resistance furnaces

AC-4: Normal AC induction motors: starting, plugging, reversing, inching

AC-3: Normal AC induction motors: starting, switch off during running

Rated operational current (Ie) at AC-3, 440 V

50 A

10.5 Protection against electric shock

Does not apply, since the entire switchgear needs to be evaluated.

Safe isolation

440 V AC, Between the contacts, According to EN 61140

440 V AC, Between coil and contacts, According to EN 61140

Operating voltage at AC, 50 Hz - min

230 V

10.13 Mechanical function

The device meets the requirements, provided the information in the instruction leaflet (IL) is observed.

10.9.4 Testing of enclosures made of insulating material

Is the panel builder's responsibility.

Heat dissipation per pole, current-dependent Pvid

3.3 W

Actuating voltage
110 V 50 Hz, 120 V 60 Hz

Rated operational current (Ie) at AC-4, 660 V, 690 V
17 A

Equipment heat dissipation, current-dependent Pvid
9.9 W

Assigned motor power at 200/208 V, 60 Hz, 3-phase
15 HP

Pick-up voltage
0.8 - 1.1 V AC x U_c

Suitable for
Also motors with efficiency class IE3

Conventional thermal current I_{th} at 40°C (3-pole, open)
80 A

Terminal capacity (solid)
2 x (0.75 - 16) mm², Main cables
2 x (0.75 - 2.5) mm², Control circuit cables
1 x (0.75 - 4) mm², Control circuit cables
1 x (0.75 - 16) mm², Main cables

Number of auxiliary contacts (normally closed contacts)
0

Interference immunity
According to EN 60947-1

10.2.3.2 Verification of resistance of insulating materials to normal heat
Meets the product standard's requirements.

10.2.3.3 Resist. of insul. mat. to abnormal heat/fire by internal elect. effects
Meets the product standard's requirements.

Lifespan, mechanical
10,000,000 Operations (AC operated)

Short-circuit protection rating (type 1 coordination) at 690 V
80 A gG/gL

Rated making capacity up to 690 V (cos phi to IEC/EN 60947)
700 A

Rated operational power at AC-4, 240 V, 50 Hz
6.5 kW

Rated operational power at AC-4, 500 V, 50 Hz
13 kW

Rated operational current (Ie) at DC-1, 60 V
60 A

Rated operational power at AC-4, 220/230 V, 50 Hz
6 kW

Rated operational voltage (U_e) at AC - max
690 V

Rated control supply voltage (U_s) at AC, 60 Hz - min
120 V

10.7 Internal electrical circuits and connections
Is the panel builder's responsibility.

10.10 Temperature rise
The panel builder is responsible for the temperature rise calculation. Eaton will provide heat dissipation data for the devices.

Switching capacity (main contacts, general use)
80 A, Maximum motor rating (UL/CSA)

Conventional thermal current I_{th} at 50°C (3-pole, open)
71 A

Rated operational current (Ie) at AC-3, 500 V
50 A


Assigned motor power at 230/240 V, 60 Hz, 1-phase
10 HP

Screwdriver size
0.8 x 5.5/1 x 6 mm, Terminal screw, Standard screwdriver
2, Terminal screw, Pozidriv screwdriver

Duty factor
100 %

Rated operational current (Ie) at AC-3, 220 V, 230 V, 240 V
50 A

Conventional thermal current I_{th} of main contacts (1-pole, open)
162 A
Rated control supply voltage (U_s) at AC, 60 Hz - max
120 V
Arcing time
10 ms
Rated operational power at AC-4, 415 V, 50 Hz
11 kW
Rated insulation voltage (U_i)
690 V
Altitude
Max. 2000 m
Serial Number Verified :

Authenticated: 

The product is verified as being authentic; however, this does not guarantee the condition or fit for purpose of the product.

Catalogs

- [Switching and protecting motors - catalog](#)
- [Product Range Catalog Switching and protecting motors](#)
- [SmartWire-DT Catalog](#)

Certification reports

- [DA-DC-00004229.pdf](#)
- [DA-DC-00004070.pdf](#)

Characteristic curve

- [eaton-contactors-component-dilm-characteristic-curve-003.eps](#)
- [eaton-contactors-switch-dilm-characteristic-curve.eps](#)
- [eaton-contactors-switch-dilm-characteristic-curve-002.eps](#)

Download all files

Declarations of conformity

- [DA-DC-00004817.pdf](#)
- [DA-DC-00004782.pdf](#)

Drawings

- [eaton-contactors-mounting-dilm-dimensions-002.eps](#)
- [eaton-contactors-dilm-dimensions-002.eps](#)
- [eaton-contactors-dilm-dimensions-012.eps](#)
- [eaton-contactors-mounting-dilm-dimensions.eps](#)
- [eaton-contactors-mounting-dilm-3d-drawing.eps](#)
- [eaton-general-ie-ready-dilm-contactor-standards.eps](#)
- [eaton-contactors-dilm-3d-drawing-011.eps](#)

Download all files

eCAD model

- [DA-CE-ETN.DILM50\(110V50HZ,120V60HZ\)](#)

Installation instructions

- [IL03407033Z](#)

Installation videos

- [WIN-WIN with push-in technology](#)

mCAD model

- [dil_m40_65_22.stp](#)
- [DA-CS-dil_m40](#)
- [dil_m40_65_22.dwg](#)
- [DA-CS-dil_m40_72](#)
- [DA-CD-dil_m40_72](#)

Download all files

System overview

- [eaton-contactors-dilm-contactor-system-overview.eps](#)

Wiring diagrams

- [eaton-contactors-contact-dilm-wiring-diagram-003.eps](#)

Export product specification

-

x



Enter your city, state, or zip code or [Locate me](#)

City, state

Search

Show locations that offer:

- Product pickup
- Order online and ship product

- 277827

Eaton is an intelligent power management company dedicated to improving the quality of life and protecting the environment for people everywhere. We are guided by our commitment to do business right, to operate sustainably and to help our customers manage power — today and well into the future. By capitalizing on the global growth trends of electrification and digitalization, we're accelerating the planet's transition to renewable energy and helping to solve the world's most urgent power management challenges.

Company

- [About us](#)
- [Careers](#)
- [Inclusion and Diversity](#)
- [Investor relations](#)
- [Sustainability](#)
- [News and insights](#)
- [Slavery and human trafficking statement](#)

Quick links

- [Sign in](#)
- [Support](#)
- [Policies and statements](#)
- [Terms and conditions](#)
- [Responsible sourcing of conflict minerals](#)
- [Subscribe to emails](#)

Let's talk big ideas

-
-

-
-

[View all social media](#)

- [Sitemap](#)
- [Privacy, cookies & data protection policy](#)
- [Do not sell my data request \(CCPA and other states\)](#)

© 2023 Eaton. All Rights Reserved.

[Back to top of the page](#)

Are you sure?

[Cancel](#) [Sign out](#)

Are you sure?

[Cancel](#) [Sign out](#)

[×](#)

[×](#)