

Select your language

- German
- English
- French
- Dutch
- Italian
- Polish
- Czech
- Russian
- Norwegian Bokmål

Worldwide English



EATON

Powering Business Worldwide

DILMT17(RDC24) - Contactor, 3 pole, 380 V 400 V: 7.5 kW, 24 V DC, DC operation, Screw terminals



190980 DILMT17(RDC24)

[Overview](#) [Specifications](#) [Resources](#)



190980 DILMT17(RDC24)

Contactor, 3 pole, 380 V 400 V: 7.5 kW, 24 V DC, DC operation, Screw terminals

Contactor, Application: Contactors for Motors, Contactors up to 95 A, 3 pole, Utilization category: AC-1: Non-inductive or slightly inductive loads, resistance furnaces, NAC-3: Normal AC induction motors: starting, switch off during running, AC-4: Normal AC induction motors: starting, plugging, reversing, inching, Connection technique: Screw terminals, Notes: Not suitable for motors with efficiency class IE3., Number of poles: 3 pole, Rated operational current AC-3 380 V 400 V: $I_e = 17$ A, Rated operational current AC-1 Conventional free air thermal current, 3 pole, 50 - 60 Hz Open at 40 °C: $I_{th} = I_e = 25$ A, Max. rating for three-phase motors, 50 - 60 Hz AC-3 220 V 230 V: $P = 5$ kW, 380 V 400 V: $P = 7.5$ kW, Can be combined with auxiliary contact: DLT-XH101(10), Voltage AC/DC: DC operation

- [Delivery program](#)
- [Technical data](#)
- [Design verification as per IEC/EN 61439](#)
- [Technical data ETIM 7.0](#)
- [Approvals](#)
- [Dimensions](#)

Delivery program

Product range

Contactors

Application

Contactors for Motors

Subrange

Contactors up to 95 A, 3 pole

Utilization category

AC-1: Non-inductive or slightly inductive loads, resistance furnaces

AC-3/AC-3e: Normal AC induction motors: Starting, switching off while running

AC-4: Normal AC induction motors: starting, plugging, reversing, inching

Notes

Also suitable for motors with efficiency class IE3.

Connection technique

Screw terminals

Number of poles

3 pole

Rated operational current

AC-3Notes

Also tested according to AC-3e.

AC-3380 V 400 V [I_e]

17 A

AC-1Conventional free air thermal current, 3 pole, 50 - 60 HzOpen at 40 °C [$I_{th} = I_e$]

25 A

Max. rating for three-phase motors, 50 - 60 Hz

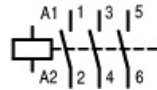
AC-3220 V 230 V [P]

5 kW

AC-3380 V 400 V [P]

7.5 kW

Contact sequence



Can be combined with auxiliary contact

DILT-XH01(10)

Actuating voltage

24 V DC

Voltage AC/DC

DC operation

Connection to SmartWire-DT

no

Frame size

2

Technical data

General

Standards

IEC/EN 60947, GB14048

Lifespan, mechanicalDC operated [Operations]

10 x 10⁶

Operating frequency, mechanicalDC operated [Operations/h]

3600

Climatic proofing

Damp heat, constant, to IEC 60068-2-78

Damp heat, cyclic, to IEC 60068-2-30

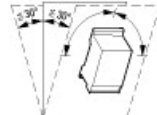
Ambient temperatureOpen

-25 - +55 °C

Ambient temperatureStorage

- 40 - 80 °C

Mounting position



Degree of Protection

IP20

WeightDC operated

0.36 kg

Screw connector terminalsTerminal capacity main cableSolid

1 x (1 - 10)

2 x (1 - 6) mm²

Screw connector terminalsTerminal capacity main cableStranded

1 x (1 - 4)

2 x (1 - 4) mm²

Screw connector terminalsTerminal capacity main cableStripping length

14 mm

Screw connector terminalsTerminal capacity main cableTerminal screw

M5

Screw connector terminalsTerminal capacity main cableTightening torque

2

4 (solid) Nm

Screw connector terminalsTerminal capacity main cableToolPozidriv screw driver

2 Size

Screw connector terminalsTerminal capacity control circuit cablesSolid

1 x (0.75 - 2.5)

2 x (0.75 - 2.5) mm²

Screw connector terminalsTerminal capacity control circuit cablesTerminal screw

M3.5

Screw connector terminalsTerminal capacity control circuit cablesTightening torque

0.8 Nm

Screw connector terminalsTerminal capacity control circuit cablesToolPozidriv screw driver

2 Size

Main conducting paths

Rated impulse withstand voltage [U_{imp}]

6000 V AC
 Overvoltage category/pollution degree
 III/3
 Rated insulation voltage [U_i]
 690 V AC
 Rated operational voltage [U_e]
 660 V AC
 Breaking capacity 380 V 400 V
 144 A
 AC
 AC-1 Rated operational current Conventional free air thermal current, 3 pole, 50 - 60 Hz Operat at 40 °C [I_{th} = I_e]
 25 A
 AC-3 Rated operational current Open, 3-pole: 50 – 60 Hz Notes
 Also tested according to AC-3e.
 AC-3 Rated operational current Open, 3-pole: 50 – 60 Hz 220 V 230 V [I_e]
 17 A
 AC-3 Rated operational current Open, 3-pole: 50 – 60 Hz 240 V [I_e]
 17 A
 AC-3 Rated operational current Open, 3-pole: 50 – 60 Hz 380 V 400 V [I_e]
 17 A
 AC-3 Rated operational current Open, 3-pole: 50 – 60 Hz 380 V 400 V [I_e]
 17 A
 AC-3 M_{tor} rating [P] 220 V 230 V [P]
 5 kW
 AC-3 M_{tor} rating [P] 380 V 400 V [P]
 7.5 kW

Design verification as per IEC/EN 61439

Operating ambient temperature min.
 -25 °C
 Operating ambient temperature max.
 +55 °C

Technical data ETIM 7.0

Low-voltage industrial components (EG000017) / Power contactor, AC switching (EC000066)
 Electric engineering, automation, process control engineering / Low-voltage switch technology / Contactor (LV) /
 Power contactor, AC switching (ecl@ss10.0.1-27-37-10-03 [AAB718015])
 Rated control supply voltage U_s at AC 50 Hz
 0 - 0 V
 Rated control supply voltage U_s at AC 60 Hz
 0 - 0 V
 Rated control supply voltage U_s at DC
 24 - 24 V
 Voltage type for actuating
 DC
 Rated operation current I_e at AC-1, 400 V
 25 A
 Rated operation current I_e at AC-3, 400 V
 17 A
 Rated operation power at AC-3, 400 V
 7.5 kW
 Rated operation current I_e at AC-4, 400 V
 0 A
 Rated operation power at AC-4, 400 V
 0 kW
 Rated operation power NEMA
 0 kW
 Modular version
 No
 Number of auxiliary contacts as normally open contact
 0
 Number of auxiliary contacts as normally closed contact
 0
 Type of electrical connection of main circuit
 Screw connection
 Number of normally closed contacts as main contact
 0
 Number of main contacts as normally open contact

Approvals

Specially designed for North America
No

Dimensions



Product photo



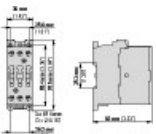
Photo
Product photo
Photo

Wiring diagram



Contact sequence
Wiring diagram
Line drawing
Contacts

Dimensions single product

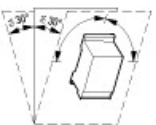


2100DIM-54
Dimensions single product
Line drawing



2100DIM-58
Dimensions single product
Line drawing

3D drawing



Mounting position
3D drawing
Line drawing

Mounting position, contactor

- [2100DRW-435](#)
3D drawing
Line drawing

Declaration of Conformity

- [DA-DC-00002909](#)
Declaration of Conformity
(PDF)


CAD data


- [DA-CE-ETN.DILMT17\(RDC24\)](#)
CAD data
edz files
(Web)

Download-Center

- [Download-Center \(this item\)](#)
Eaton EMEA Download-Center - download data for this item
- [Download-Center](#)
Eaton EMEA Download-Center

 [Generate data sheet in PDF format](#)

 [Generate data sheet in Excel format](#)

 [Write a comment](#)

[Imprint](#) [Privacy Policy](#) [Legal Disclaimer](#) [Terms and Conditions](#)

© 2020 by Eaton Industries GmbH