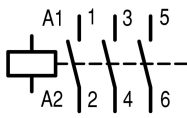




Contactor, 3 pole, 380 V 400 V: 3 kW, 24 V DC, DC operation, Screw terminals

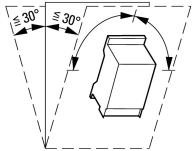
Part no. DILMT7(RDC24)
Catalog No. 190977

Delivery program

Product range			Contactors
Application			Contactors for Motors
Subrange			Contactors up to 95 A, 3 pole
Utilization category			AC-1: Non-inductive or slightly inductive loads, resistance furnaces AC-3/AC-3e: Normal AC induction motors: Starting, switching off while running AC-4: Normal AC induction motors: starting, plugging, reversing, inching
Notes			Also suitable for motors with efficiency class IE3.
Connection technique			Screw terminals
Number of poles			3 pole
Rated operational current			
AC-3			
Notes			Also tested according to AC-3e.
380 V 400 V	I_e	A	7
AC-1			
Conventional free air thermal current, 3 pole, 50 - 60 Hz			
Open			
at 40 °C	$I_{th} = I_e$	A	20
Max. rating for three-phase motors, 50 - 60 Hz			
AC-3			
220 V 230 V	P	kW	2.2
380 V 400 V	P	kW	3
Contact sequence			
Can be combined with auxiliary contact			DILT-XHI...
Actuating voltage			24 V DC
Voltage AC/DC			DC operation
Connection to SmartWire-DT			no
Frame size			1

Technical data

General			
Standards			IEC/EN 60947, GB14048
Lifespan, mechanical			
DC operated	Operations	$\times 10^6$	10
Operating frequency, mechanical			
DC operated	Operations/h		3600
Climatic proofing			Damp heat, constant, to IEC 60068-2-78 Damp heat, cyclic, to IEC 60068-2-30
Ambient temperature			
Open		°C	-25 - +55
Storage		°C	- 40 - 80

Mounting position			
Degree of Protection			IP20
Weight			
DC operated		kg	0.18
Screw connector terminals			
Terminal capacity main cable			
Solid		mm ²	1 x (0.75 - 2.5) 2 x (0.75 - 2.5)
Stranded		mm ²	1 x (0.75 - 2.5) 2 x (0.75 - 2.5)
Stripping length		mm	14
Terminal screw			M3.5
Tightening torque		Nm	0.8
Tool			
Pozidriv screwdriver		Size	2
Terminal capacity control circuit cables			
Solid		mm ²	1 x (0.75 - 2.5) 2 x (0.75 - 2.5)
Terminal screw			M3.5
Tightening torque		Nm	0.8
Tool			
Pozidriv screwdriver		Size	2

Main conducting paths

Rated impulse withstand voltage	U_{imp}	V AC	6000
Overtoltage category/pollution degree			III/3
Rated insulation voltage	U_i	V AC	690
Rated operational voltage	U_e	V AC	660
Breaking capacity			
380 V 400 V		A	56

AC

AC-1			
Rated operational current			
Conventional free air thermal current, 3 pole, 50 - 60 Hz			
Open			
at 40 °C	$I_{th} = I_e$	A	20
AC-3			
Rated operational current			
Open, 3-pole: 50 – 60 Hz			
Notes			Also tested according to AC-3e.
220 V 230 V	I_e	A	7
240 V	I_e	A	7
380 V 400 V	I_e	A	7
380 V 400 V	I_e	A	7
Motor rating	P	kWh	
220 V 230 V	P	kW	2.2
380 V 400 V	P	kW	3

Design verification as per IEC/EN 61439

Technical data for design verification			
Operating ambient temperature min.		°C	-25
Operating ambient temperature max.		°C	55

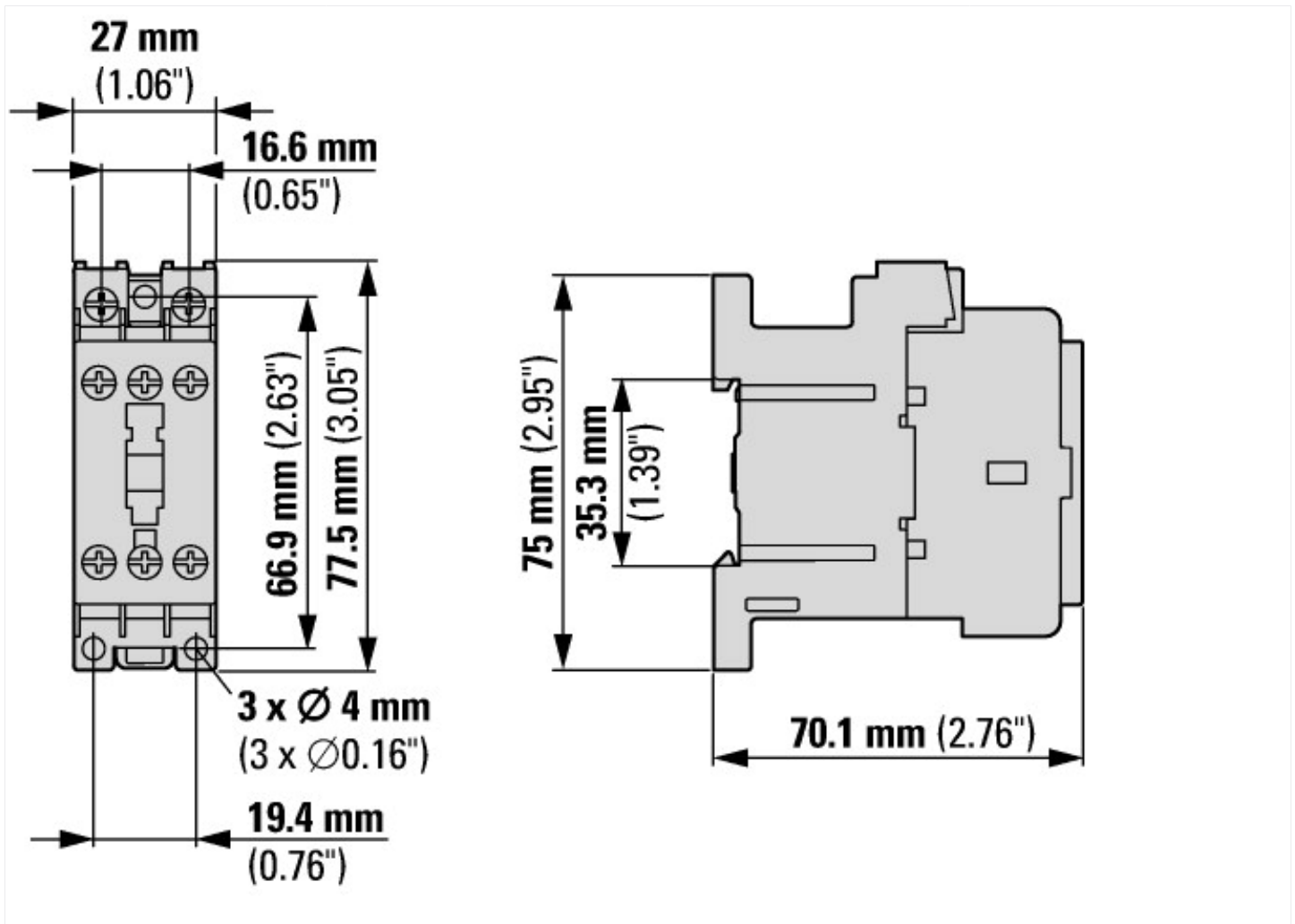
Technical data ETIM 7.0

Rated control supply voltage U_s at AC 50HZ	V	0 - 0
Rated control supply voltage U_s at AC 60HZ	V	0 - 0
Rated control supply voltage U_s at DC	V	24 - 24
Voltage type for actuating		DC
Rated operation current I_e at AC-1, 400 V	A	20
Rated operation current I_e at AC-3, 400 V	A	7
Rated operation power at AC-3, 400 V	kW	3
Rated operation current I_e at AC-4, 400 V	A	0
Rated operation power at AC-4, 400 V	kW	0
Rated operation power NEMA	kW	0
Modular version		No
Number of auxiliary contacts as normally open contact		0
Number of auxiliary contacts as normally closed contact		0
Type of electrical connection of main circuit		Screw connection
Number of normally closed contacts as main contact		0
Number of main contacts as normally open contact		3

Approvals

Specially designed for North America		No
--------------------------------------	--	----

Dimensions



3 x M4

9.7 mm
(0.38")

19.4 mm
(0.76")

66.8 mm (2.63")

