

Select your language

- German
- English
- French
- Dutch
- Italian
- Polish
- Czech
- Russian
- Norwegian Bokmål

Worldwide English



Powering Business Worldwide

DILMT80(24V50/60HZ) - Power contactor, 3 pole, 380 V 400 V: 37 kW, 24 V 50/60 Hz, AC operation, Screw terminals



197622 DILMT80(24V50/60HZ)

[Overview](#) [Specifications](#) [Resources](#)



197622 DILMT80(24V50/60HZ)

Power contactor, 3 pole, 380 V 400 V: 37 kW, 24 V 50/60 Hz, AC operation, Screw terminals
Contactor, Application: Contactors for Motors, Contactors up to 95 A, 3 pole, Utilization category: AC-1: Non-inductive or slightly inductive loads, resistance furnaces, NAC-3: Normal AC induction motors: starting, switch off during running, AC-4: Normal AC induction motors: starting, plugging, reversing, inching, Connection technique: Screw terminals, Notes: Not suitable for motors with efficiency class IE3., Number of poles: 3 pole, Rated operational current AC-3 380 V 400 V: $I_e = 80$ A, Rated operational current AC-1 Conventional free air thermal current, 3 pole, 50 - 60 Hz Open at 40 °C: $I_{th} = I_e = 110$ A, Max. rating for three-phase motors, 50 - 60 Hz AC-3 220 V 230 V: P= 25 kW, 380 V 400 V: P= 37 kW, 660 V 690 V: P= 37 kW, Can be combined with auxiliary contact: DILT-XH01 (10), DILMT95-XH11-SR, Voltage AC/DC: AC operation

- [Delivery program](#)
- [Technical data](#)
- [Design verification as per IEC/EN 61439](#)
- [Technical data ETIM 7.0](#)
- [Approvals](#)
- [Dimensions](#)

Delivery program

Product range

Contactors

Application

Contactors for Motors

Subrange

Contactors up to 95 A, 3 pole

Utilization category

AC-1: Non-inductive or slightly inductive loads, resistance furnaces

NAC-3: Normal AC induction motors: starting, switch off during running

AC-4: Normal AC induction motors: starting, plugging, reversing, inching

Notes

Not suitable for motors with efficiency class IE3.

Connection technique

Screw terminals

Number of poles

3 pole

Rated operational current

AC-3 380 V 400 V [I_e]

80 A

AC-1 Conventional free air thermal current, 3 pole, 50 - 60 Hz Open at 40 °C [$I_{th} = I_e$]

110 A

Max. rating for three-phase motors, 50 - 60 Hz

AC-3 220 V 230 V [P]

25 kW

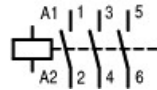
AC-3380 V 400 V [F]

37 kW

AC-3660 V 690 V [F]

37 kW

Contact sequence



Can be combined with auxiliary contact

DILT-XH101(10)

DILMT95-XH11-SR

Actuating voltage

24 V 50/60 Hz

Voltage AC/DC

AC operation

Connection to SmartWire-DT

no

Frame size

4

Technical data

General

Standards

IEC/EN 60947, GB14048

Lifespan, mechanicalAC operated [Operations]

5×10^6

Operating frequency, mechanicalAC operated [Operations/h]

3600

Climatic proofing

Damp heat, constant, to IEC 60068-2-78

Damp heat, cyclic, to IEC 60068-2-30

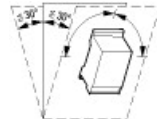
Ambient temperatureOpen

-25 - +55 °C

Ambient temperatureStorage

-40 - 80 °C

Mounting position



Degree of Protection

IP20

WeightAC operated

1.26 kg

Screw connector terminalsTerminal capacity main cableSolid

1 x (6 - 50)

2 x (6 - 25) mm²

Screw connector terminalsTerminal capacity main cableStranded

1 x (6 - 50)

2 x (6 - 25) mm²

Screw connector terminalsTerminal capacity main cableStripping length

16 mm

Screw connector terminalsTerminal capacity main cableTerminal screw

M8

Screw connector terminalsTerminal capacity main cableTightening torque

6 Nm

Screw connector terminalsTerminal capacity main cableToolHexagon socket-head spanner [SW]

4 mm

Screw connector terminalsTerminal capacity control circuit cablesSolid

1 x (0.75 - 2.5)

2 x (0.75 - 2.5) mm²

Screw connector terminalsTerminal capacity control circuit cablesTerminal screw

M3.5

Screw connector terminalsTerminal capacity control circuit cablesTightening torque

1.2 Nm

Screw connector terminalsTerminal capacity control circuit cablesToolPozidriv screw driver

2 Size

Main conducting paths

Rated impulse withstand voltage [U_{imp}]

6000 V AC
 Overvoltage category/pollution degree
 III/3
 Rated insulation voltage [U_i]
 690 V AC
 Rated operational voltage [U_e]
 690 V AC
 Breaking capacity 380 V 400 V
 640 A
 AC
 AC-1 Rated operational current Conventional free air thermal current, 3 pole, 50 - 60 Hz Operat at 40 °C [I_{th} = I_e]
 110 A
 AC-3 Rated operational current Open, 3-pole: 50 – 60 Hz 220 V 230 V [I_e]
 80 A
 AC-3 Rated operational current Open, 3-pole: 50 – 60 Hz 240 V [I_e]
 80 A
 AC-3 Rated operational current Open, 3-pole: 50 – 60 Hz 380 V 400 V [I_e]
 80 A
 AC-3 Rated operational current Open, 3-pole: 50 – 60 Hz 380 V 400 V [I_e]
 80 A
 AC-3 Mbtor rating [P] 220 V 230 V [P]
 25 kW
 AC-3 Mbtor rating [P] 380 V 400 V [P]
 37 kW
 AC-3 Mbtor rating [P] 660 V 690 V [P]
 37 kW
 Magnet systems
 Voltage tolerance AC operated [Pick-up]
 0.85 - 1.1 x U_e
 Power consumption of the coil in a cold state and 1.0 x U_s 50/60 Hz [Pick-up]
 0
 350 VA
 Power consumption of the coil in a cold state and 1.0 x U_s Sealing power [Sealing]
 9 CO
 Power consumption of the coil in a cold state and 1.0 x U_s 50/60 Hz [Sealing]
 0
 26 VA
 Power consumption of the coil in a cold state and 1.0 x U_s 50/60 Hz [Sealing]
 0
 8 W

Design verification as per IEC/EN 61439

Operating ambient temperature min.
 -25 °C
 Operating ambient temperature max.
 +55 °C

Technical data ETIM 7.0


Low-voltage industrial components (EG000017) / Power contactor, AC switching (EC000066)
 Electric engineering, automation, process control engineering / Low-voltage switch technology / Contactor (LV) /
 Power contactor, AC switching (ecl@ss10.0.1-27-37-10-03 [AAB718015])
 Rated control supply voltage U_s at AC 50HZ
 24 - 24 V
 Rated control supply voltage U_s at AC 60HZ
 24 - 24 V
 Rated control supply voltage U_s at DC
 0 - 0 V
 Voltage type for actuating
 AC
 Rated operation current I_e at AC-1, 400 V
 110 A
 Rated operation current I_e at AC-3, 400 V
 80 A
 Rated operation power at AC-3, 400 V
 37 kW
 Rated operation current I_e at AC-4, 400 V
 0 A
 Rated operation power at AC-4, 400 V

0 kW
 Rated operation power NEVA
 0 kW
 Modular version
 No
 Number of auxiliary contacts as normally open contact
 0
 Number of auxiliary contacts as normally closed contact
 0
 Type of electrical connection of main circuit
 Screw connection
 Number of normally closed contacts as main contact
 0
 Number of main contacts as normally open contact
 3

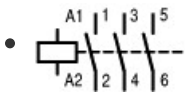
Approvals

Specially designed for North America
 No

Dimensions



Wiring diagram



Contact sequence

Wiring diagram

Line drawing

Contacts

Product photo

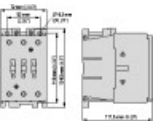


Photo

Product photo

Photo

Dimensions single product



2100DIM-56

Dimensions single product

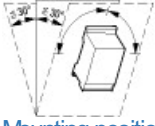
Line drawing



2100DIM-61

Dimensions single product
Line drawing

3D drawing



[Mounting position](#)

[3D drawing](#)

[Line drawing](#)

[Mounting position, contactor](#)

- [2100DRW-437](#)
[3D drawing](#)
[Line drawing](#)

CAD data

- [DA-CE-ETN.DILMT80\(24V50_60HZ\)](#)
[CAD data](#)
[edz files](#)
[\(Web\)](#)

Download-Center

- [Download-Center \(this item\)](#)
Eaton EMEA Download-Center - download data for this item
- [Download-Center](#)
Eaton EMEA Download-Center

 [Generate data sheet in PDF format](#)

 [Generate data sheet in Excel format](#)

 [Write a comment](#)

[Imprint](#) [Privacy Policy](#) [Legal Disclaimer](#) [Terms and Conditions](#)

© 2020 by Eaton Industries GmbH