

Select your language

- German
- English
- Spanish
- French
- Dutch
- Italian
- Polish
- Czech
- Russian
- Norwegian Bokmål

Worldwide English



DILMT65(24V50/60HZ) - Power contactor, 3 pole, 380 V 400 V: 30 kW, 24 V 50/60 Hz, AC operation, Screw terminals



197621 DILMT65(24V50/60HZ)

[Overview](#) [Specifications](#) [Resources](#)



197621 DILMT65(24V50/60HZ)

Power contactor, 3 pole, 380 V 400 V: 30 kW, 24 V 50/60 Hz, AC operation, Screw terminals
Contactor, Application: Contactors for Motors, Contactors up to 95 A, 3 pole, Utilization category: AC-1: Non-inductive or slightly inductive loads, resistance furnaces, NAC-3: Normal AC induction motors: starting, switch off during running, AC-4: Normal AC induction motors: starting, plugging, reversing, inching, Connection technique: Screw terminals, Notes: Not suitable for motors with efficiency class IE3., Number of poles: 3 pole, Rated operational current AC-3 380 V 400 V: $I_e = 65$ A, Rated operational current AC-1 Conventional free air thermal current, 3 pole, 50 - 60 Hz Open at 40 °C: $I_{th} = I_e = 80$ A, Max. rating for three-phase motors, 50 - 60 Hz AC-3 220 V 230 V: P= 20 kW, 380 V 400 V: P= 30 kW, 660 V 690 V: P= 35 kW, Can be combined with auxiliary contact: DILT-XH101 (10), DILMT95-XH11-SR, Voltage AC/DC: AC operation

- Delivery program
- Technical data
- Design verification as per IEC/EN 61439
- Technical data ETIM 7.0
- Approvals
- Dimensions

Delivery program

Product range

Contactors

Application

Contactors for Motors

Subrange

Contactors up to 95 A, 3 pole

Utilization category

AC-1: Non-inductive or slightly inductive loads, resistance furnaces

NAC-3: Normal AC induction motors: starting, switch off during running

AC-4: Normal AC induction motors: starting, plugging, reversing, inching

Notes

Not suitable for motors with efficiency class IE3.

Connection technique

Screw terminals

Number of poles

3 pole

Rated operational current

AC-3 380 V 400 V [I_e]

65 A

AC-1 Conventional free air thermal current, 3 pole, 50 - 60 Hz Open at 40 °C [$I_{th} = I_e$]

80 A

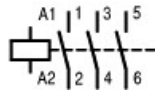
Max. rating for three-phase motors, 50 - 60 Hz

AC-3 220 V 230 V [P]

20 kW

AC-3 380 V 400 V [P]

30 kW
AC-3660 V 690 V [F]
35 kW
Contact sequence



Can be combined with auxiliary contact
DILT-XH101(10)
DILMT95-XH11-SR
Actuating voltage
24 V 50/60 Hz
Voltage AC/DC
AC operation
Connection to SmartWire-DT
no
Frame size
3

Technical data

General

Standards

IEC/EN 60947, GB14048, EN60335-1

Lifespan, mechanicalAC operated [Operations]

5×10^6

AC-3 [Operations]

0.9×10^6

Operating frequency, mechanicalAC operated [Operations/h]

3600

Climatic proofing

Damp heat, constant, to IEC 60068-2-78

Damp heat, cyclic, to IEC 60068-2-30

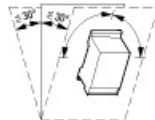
Ambient temperatureOpen

-25 - +55 °C

Ambient temperatureStorage

- 40 - 80 °C

Mounting position



Degree of Protection

IP20

WeightAC operated

0.78 kg

Screw connector terminalsTerminal capacity main cableSolid

1 x (2.5 - 25)

2 x (2.5 - 16) mm²

Screw connector terminalsTerminal capacity main cableStranded

1 x (2.5 - 25)

2 x (2.5 - 16) mm²

Screw connector terminalsTerminal capacity main cableStripping length

14 mm

Screw connector terminalsTerminal capacity main cableTerminal screw

M6

Screw connector terminalsTerminal capacity main cableTightening torque

2.5 Nm

Screw connector terminalsTerminal capacity main cableToolPozidriv screw driver

2 Size

Screw connector terminalsTerminal capacity control circuit cablesSolid

1 x (0.75 - 2.5)

2 x (0.75 - 2.5) mm²

Screw connector terminalsTerminal capacity control circuit cablesStripping length

14 mm

Screw connector terminalsTerminal capacity control circuit cablesTerminal screw

M3.5

Screw connector terminalsTerminal capacity control circuit cablesTightening torque

1.2 Nm

Screw connector terminalsTerminal capacity control circuit cablesToolPozidriv screw driver

2 Size
 Main conducting paths
 Rated impulse withstand voltage [U_{imp}]
 6000 V AC
 Overvoltage category/pollution degree
 III/3
 Rated insulation voltage [U_i]
 690 V AC
 Rated operational voltage [U_e]
 690 V AC
 Breaking capacity 380 V 400 V
 520 A
 AC
 AC-1 Rated operational current Conventional free air thermal current, 3 pole, 50 - 60 Hz Operat 40 °C [$I_{th} = I_e$]
 80 A
 AC-3 Rated operational current Open, 3-pole: 50 – 60 Hz 220 V 230 V [I_e]
 65 A
 AC-3 Rated operational current Open, 3-pole: 50 – 60 Hz 240 V [I_e]
 65 A
 AC-3 Rated operational current Open, 3-pole: 50 – 60 Hz 380 V 400 V [I_e]
 65 A
 AC-3 Motor rating [P] 220 V 230 V [P]
 20 kW
 AC-3 Motor rating [P] 380 V 400 V [P]
 30 kW
 AC-3 Motor rating [P] 660 V 690 V [P]
 35 kW
 Magnet systems
 Voltage tolerance AC operated [F_{ick-up}]
 0.85 - 1.1 x U_e
 Power consumption of the coil in a cold state and 1.0 x U_s 50/60 Hz [F_{ick-up}]
 0
 220 VA
 Power consumption of the coil in a cold state and 1.0 x U_s Sealing power [Sealing]
 6 CO
 Power consumption of the coil in a cold state and 1.0 x U_s 50/60 Hz [Sealing]
 0
 20 VA
 Power consumption of the coil in a cold state and 1.0 x U_s 50/60 Hz [Sealing]
 0
 5 W

Design verification as per IEC/EN 61439

Operating ambient temperature min.
 -25 °C
 Operating ambient temperature max.
 +55 °C

Technical data ETIM 7.0

Low-voltage industrial components (EG000017) / Power contactor, AC switching (EC000066)
 Electric engineering, automation, process control engineering / Low-voltage switch technology / Contactor (LV) /
 Power contactor, AC switching (ecl@ss10.0.1-27-37-10-03 [AAB718015])
 Rated control supply voltage U_s at AC 50HZ
 24 - 24 V
 Rated control supply voltage U_s at AC 60HZ
 24 - 24 V
 Rated control supply voltage U_s at DC
 0 - 0 V
 Voltage type for actuating
 AC
 Rated operation current I_e at AC-1, 400 V
 80 A
 Rated operation current I_e at AC-3, 400 V
 65 A
 Rated operation power at AC-3, 400 V
 30 kW
 Rated operation current I_e at AC-4, 400 V

0 A
 Rated operation power at AC-4, 400 V
 0 kW
 Rated operation power NEVA
 0 kW
 Modular version
 No
 Number of auxiliary contacts as normally open contact
 0
 Number of auxiliary contacts as normally closed contact
 0
 Type of electrical connection of main circuit
 Screw connection
 Number of normally closed contacts as main contact
 0
 Number of main contacts as normally open contact
 3

Approvals

Specially designed for North America
 No

Dimensions



Product photo



2100PIC-250

Photo

Wiring diagram

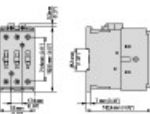


210S045

Line drawing

Contacts

Dimensions single product



2100DIM-55

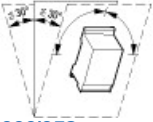
Line drawing



2100DIM-60

Line drawing

3D drawing



[0001052](#)

Line drawing

Mounting position, contactor

•

[2100DRW-436](#)

Line drawing

Declaration of Conformity

EU

- [Eaton-AC Contactors; Control Relay; Auxiliary Contact \(DA-DC-00003681\)](#)

Asset

(PDF)

Instruction Leaflet

- [Contactor relays and contactors up to 60 A \(IL034051ZU\)](#)

Asset

Internal packing pressure for contactors up to 60 A

(PDF, 06/2018, multilingual)

CAD data

edz files

- [DA-CE-ETN.DILMT65\(24V50_60HZ\)](#)

File

(Web)

Download-Center

- [Download-Center \(this item\)](#)
Eaton EMEA Download-Center - download data for this item
- [Download-Center](#)
Eaton EMEA Download-Center



[Generate data sheet in PDF format](#)



[Generate data sheet in Excel format](#)



[Write a comment](#)

[Imprint](#) [Privacy Policy](#) [Legal Disclaimer](#) [Terms and Conditions](#)

© 2021 by Eaton Industries GmbH