





## Profile terminal 51x20-42


**Part no.** AKP1000  
**Article no.** 107199

### Delivery program


Product range			60 mm system 185 mm system
Subrange			Profile terminals
Description			Termination to busbars without drilling Put a spacer between the laminated copper busbars when connecting in parallel
Width		mm	94
Rated operational current	$I_e$	A	1600
Copper strip		mm	1000 mm <sup>2</sup> , terminal area 51 x 20 - 42 
Cu factor		kg	0,23
For use with			Double T profile

#### Notes

 round conductor, solid


 Flexible, round conductor with correctly crimped ferrule

Round conductor, stranded

 Section conductor, solid

Sector conductor, stranded

 CU band

 CU busbar

### Approvals

Product Standards			UL508A; CSA-C22.2 No. 14; IEC 60439-1; CE marking
UL File No.			E307559
UL Category Control No.			NMTR2, NMTR8
CSA File No.			236217
CSA Class No.			3211-37
North America Certification			UL recognized, CSA certified
Conditions of Acceptability			Refer to approbation report
Specially designed for North America			No
Suitable for			Feeder circuits
Current Limiting Circuit-Breaker			Refer to approbation report
Max. Voltage Rating			600 V AC
Degree of Protection			Feeder circuits

## Dimensions

