







## Clamp terminal for copper band, for 20x5-30x10

Part no. **AKS-CU-BAND**  
Article no. **107197**

### Delivery program

Product range			60 mm system 185 mm system
Basic function			Connections
Subrange			Clamp terminals
Description			Termination to busbars without drilling A contact block is used to connect the conductor to the busbar
Terminal area W x H		mm	32 x 25
Width		mm	41
Rated operational current	$I_e$	A	800
Copper strip		mm	 3 x 20 x 1 up to 2 x (10 x 32 x1)  32 x 25
Cu factor		kg	0,00
For use with			20 x 5/10 25 x 5/10 30 x 5/10
For use with			Double T profile
<b>Notes</b>			
○ round conductor, solid			
⊗ Flexible, round conductor with correctly crimped ferrule			
Round conductor, stranded			
💡 Section conductor, solid			
Sector conductor, stranded			
 CU band			
 CU busbar			

### Approvals

Product Standards			UL508A; CSA-C22.2 No. 14; IEC 60439-1; CE marking
UL File No.			E307559
UL Category Control No.			NMTR2, NMTR8
CSA File No.			236217
CSA Class No.			3211-37
North America Certification			UL recognized, CSA certified
Conditions of Acceptability			Refer to approbation report
Specially designed for North America			No
Suitable for			Feeder circuits
Current Limiting Circuit-Breaker			Refer to approbation report
Max. Voltage Rating			600 V AC
Degree of Protection			Feeder circuits

## Dimensions

