









Clamp terminal 95-300mm², for 20x5-30x10

Part no. **AKS300**

Catalog No. **107196**

EL-Nummer (Norway) **2465034**

Delivery program

Product range			60 mm system 185 mm system
Basic function			Connections
Subrange			Clamp terminals
Description			Termination to busbars without drilling A cable block is used to connect the conductor to the busbar
Width		mm	41
Rated operational current conductor	I_e	A	600
			95 - 300 mm ² MCM300 - MCM600. directly terminated:   
Cu factor		kg	0,00
For use with			20 x 5/10 25 x 5/10 30 x 5/10
For use with			Double T profile
Notes			
○ round conductor, solid			
 Flexible, round conductor with correctly crimped ferrule			
Round conductor, stranded			
 Section conductor, solid			
Sector conductor, stranded			
# CU band			
 CU busbar			

Technical data ETIM 7.0

Low-voltage industrial components (EG000017) / Busbar terminal (EC000001)			
Electric engineering, automation, process control engineering / Electrical installation, device / Terminal (not overhead line) / Switch board (ecl@ss10.0.1-27-14-11-46 [BAA025013])			
Busbar thickness		mm	5 - 10
Busbar width		mm	20 - 30
Suitable for			Flat rail
Width clamp		mm	41
Max. conductor cross section		mm ²	300
Max. rated operation current Ie		A	600
Suitable for round conductor connection			Yes
Suitable for sector conductor connection			Yes
Suitable for strip conductor connection			Yes

Approvals

Product Standards			UL508A; CSA-C22.2 No. 14; IEC 60439-1; CE marking
UL File No.			E307559
UL Category Control No.			NMTR2, NMTR8
CSA File No.			236217

CSA Class No.	3211-37
North America Certification	UL recognized, CSA certified
Conditions of Acceptability	Refer to approbation report
Specially designed for North America	No
Suitable for	Feeder circuits
Current Limiting Circuit-Breaker	Refer to approbation report
Max. Voltage Rating	600 V AC
Degree of Protection	Feeder circuits

Dimensions

