









Conductor connection terminal 1.5-16mm², 10 mm

Part no. AKU16/10
Catalog No. 107191
EL-Nummer (Norway) 2465029

Delivery program

Product range			60 mm system 185 mm system Compact system
Basic function			Connections
Subrange			Universal conductor connection terminals
Description			With integrated retaining spring, open terminal chamber and captive terminal screw
Terminal area W x H		mm	7.5 x 7.5
Width		mm	11.5
Rated operational current conductor	I _e	A	180
			1.5 - 16 mm ² AWG 14 - AWG 6. directly terminated:    # 8 x 6 x 0.5 mm
For use with			All 10 mm thick flat busbars
Notes			
○ round conductor, solid			
 Flexible, round conductor with correctly crimped ferrule			
Round conductor, stranded			
 Section conductor, solid			
Sector conductor, stranded			
# CU band			
 CU busbar			

Technical data ETIM 7.0

Low-voltage industrial components (EG000017) / Busbar terminal (EC000001)			
Electric engineering, automation, process control engineering / Electrical installation, device / Terminal (not overhead line) / Switch board (ecl@ss10.0.1-27-14-11-46 [BAA025013])			
Busbar thickness		mm	10 - 10
Busbar width		mm	0 - 0
Suitable for			Flat rail
Width clamp		mm	11.5
Max. conductor cross section		mm ²	16
Max. rated operation current I _e		A	180
Suitable for round conductor connection			Yes
Suitable for sector conductor connection			Yes
Suitable for strip conductor connection			Yes

Approvals

Product Standards			UL508A; CSA-C22.2 No. 14; IEC 60439-1; CE marking
UL File No.			E307559
UL Category Control No.			NMTR2, NMTR8
CSA File No.			236217

CSA Class No.	3211-37
North America Certification	UL recognized, CSA certified
Conditions of Acceptability	Refer to approbation report
Specially designed for North America	No
Suitable for	Feeder circuits
Current Limiting Circuit-Breaker	Refer to approbation report
Max. Voltage Rating	600 V AC
Degree of Protection	Feeder circuits

Dimensions

