








Conductor connection terminal 16-120mm², f. 5mm

Part no. AKU120/5
Catalog No. 107190
EL-Nummer (Norway) 2465028

Delivery program

Product range			60 mm system Compact system
Basic function			Connections
Subrange			Universal conductor connection terminals
Description			With integrated retaining spring, open terminal chamber and captive terminal screw
Terminal area W x H		mm	17 x 15
Width		mm	23.5
Rated operational current conductor	I _e	A	440
			16 - 120 mm ² AWG 4 - MCM 250. directly terminated:   # 4 x 16 x 0.8 mm or 6 x 16 x 0.8 mm or 10 x 16 x 0.8 mm
For use with			All 5 mm thick flat busbars
Notes			
○ round conductor, solid			
 Flexible, round conductor with correctly crimped ferrule			
Round conductor, stranded			
 Sector conductor, solid			
Sector conductor, stranded			
# CU band			
 CU busbar			

Technical data ETIM 7.0

Low-voltage industrial components (EG000017) / Busbar terminal (EC000001)			
Electric engineering, automation, process control engineering / Electrical installation, device / Terminal (not overhead line) / Switch board (ecl@ss10.0.1-27-14-11-46 [BAA025013])			
Busbar thickness		mm	5 - 5
Busbar width		mm	0 - 0
Suitable for			Flat rail
Width clamp		mm	23.5
Max. conductor cross section		mm ²	120
Max. rated operation current I _e		A	440
Suitable for round conductor connection			Yes
Suitable for sector conductor connection			Yes
Suitable for strip conductor connection			Yes

Approvals

Product Standards			UL508A; CSA-C22.2 No. 14; IEC 60439-1; CE marking
UL File No.			E307559
UL Category Control No.			NMTR2, NMTR8
CSA File No.			236217
CSA Class No.			3211-37
North America Certification			UL recognized, CSA certified

Conditions of Acceptability		Refer to approbation report
Specially designed for North America		No
Suitable for		Feeder circuits
Current Limiting Circuit-Breaker		Refer to approbation report
Max. Voltage Rating		600 V AC
Degree of Protection		Feeder circuits

Dimensions

