





Terminal plate, 35-120mm², 81mm

Part no. BBA-TP3/120

Catalog No. 107184


EL-Nummer (Norway) 2465022

Delivery program


Product range			60 mm system
Basic function			Connections
Subrange			Clamp plate
Material			Silicon free, chlorine free
Self-extinguishing			to UL 94
Track resistance			CTI 200
Temperature resistant			to 120°C
Description			The terminal can be removed for the connection of uncut conductors Looping is possible
Terminal area W x H		mm	15 x 15
Width		mm	81
Pole			3
Rated operational current	I_e	A	440
conductor			35 - 120 mm ² AWG 2 - MCM 250.   # 10 x 16 x 0.8
Cu factor		kg	0,05
For use with			12 x 5/10 15 x 5/10 20 x 5/10 25 x 5/10 30 x 5/10
For use with			Double T profile

Notes

 round conductor, solid


 Flexible, round conductor with correctly crimped ferrule

Round conductor, stranded

 Sector conductor, solid

Sector conductor, stranded

CU band

 CU busbar

Technical data ETIM 7.0

Low-voltage industrial components (EG000017) / Busbar terminal (EC000001)			
Electric engineering, automation, process control engineering / Electrical installation, device / Terminal (not overhead line) / Switch board (ecl@ss10.0.1-27-14-11-46 [BAA025013])			
Busbar thickness		mm	5 - 10
Busbar width		mm	12 - 30
Suitable for			Flat rail
Width clamp		mm	81
Max. conductor cross section		mm ²	120
Max. rated operation current I_e		A	440
Suitable for round conductor connection			Yes
Suitable for sector conductor connection			Yes

Approvals

Product Standards	UL508A; CSA-C22.2 No. 14; IEC 60439-1; CE marking
UL File No.	E300273
UL Category Control No.	NMTR, NMTR7
CSA File No.	236217
CSA Class No.	3211-37
North America Certification	UL listed, CSA certified
Conditions of Acceptability	Refer to approbation report
Specially designed for North America	No
Suitable for	Feeder circuits
Current Limiting Circuit-Breaker	Refer to approbation report
Max. Voltage Rating	600 V AC
Degree of Protection	Feeder circuits

Dimensions

