








Terminal plate, 6-50mm², 54 mm

Part no. BBA-TP3/50

Catalog No. 107183

EL-Nummer (Norway) 2465021

Delivery program

Product range			60 mm system
Basic function			Connections
Subrange			Clamp plate
Material			Silicon free, chlorine free
Self-extinguishing			to UL 94
Track resistance			CTI 200
Temperature resistant			to 120°C
Description			The terminal can be removed for the connection of uncut conductors Looping is possible
Terminal area W x H		mm	10 x 15
Width		mm	54
Pole			3
Rated operational current	I_e	A	300
conductor			6 - 50 mm ² AWG 10 - AWG 2/0.   # 6 x 9 x 0.8
Cu factor		kg	0,03
For use with			12 x 5/10 15 x 5/10 20 x 5/10 25 x 5/10 30 x 5/10
For use with			Double T profile
Notes			
○ round conductor, solid			
 Flexible, round conductor with correctly crimped ferrule			
Round conductor, stranded			
 Section conductor, solid			
Sector conductor, stranded			
# CU band			
 CU busbar			

Technical data ETIM 7.0

Low-voltage industrial components (EG000017) / Busbar terminal (EC000001)			
Electric engineering, automation, process control engineering / Electrical installation, device / Terminal (not overhead line) / Switch board (ec1@ss10.0.1-27-14-11-46 [BAA025013])			
Busbar thickness		mm	5 - 10
Busbar width		mm	12 - 30
Suitable for			Flat rail
Width clamp		mm	54
Max. conductor cross section		mm ²	50
Max. rated operation current I_e		A	300
Suitable for round conductor connection			Yes

Suitable for sector conductor connection		Yes
Suitable for strip conductor connection		Yes

Approvals

Product Standards		UL508A; CSA-C22.2 No. 14; IEC 60439-1; CE marking
UL File No.		E300273
UL Category Control No.		NMTR, NMTR7
CSA File No.		236217
CSA Class No.		3211-37
North America Certification		UL listed, CSA certified
Conditions of Acceptability		Refer to approbation report
Specially designed for North America		No
Suitable for		Feeder circuits
Current Limiting Circuit-Breaker		Refer to approbation report
Max. Voltage Rating		600 V AC
Degree of Protection		Feeder circuits

Dimensions

