

Select your language

- German
- English
- Spanish
- French
- Dutch
- Italian
- Polish
- Czech
- Russian
- Norwegian Bokmål

Worldwide English



IKA-3/54-ST-UV - IKA industrial distribution board, UV-stable, IP65 + clamps



174195 IKA-3/54-ST-UV

[Overview](#) [Specifications](#) [Resources](#)



## 174195 IKA-3/54-ST-UV

IKA industrial distribution board, UV-stable, IP65 + clamps

Alternate Catalog No.

IKA-3/54-ST-UV

EL-Nummer (Norway)

1702929

IKA distribution board for damp locations RAL7035, with neutral and protective conductor terminal, foamed-in-place gasket, applied using CNC, for IP65 degree of protection as per IEC/EN 62208, 54 space units, 3-row, UV-stable acc. DIN EN ISO 4892-2, approved for building service distribution boards in accordance with IEC/EN 61439-3 VDE 0660-600-3, integrated module compensation system designed to accommodate various device widths, metric knockouts with centering point, enclosure completely made of polycarbonates (UV resistant), for installing switching and protective devices, in accordance with dimension standard DIN 43 880 with an installation depth of 70 mm or 85 mm, AC 1000 V, DC 1500 V, RoHS-compliant, consisting of a plastic base with a withdraw able DIN-rail made of galvanized sheet steel, DIN-rail adjustable in height in 2 positions, direct mounting wall mounting holes, finger-proof IP2X neutral and protective conductor terminals, knockout for metric cable entries on top and bottom, side knockouts for connection element for connecting two or more enclosures next to each other, top with 46-mm device opening, transparent door, flush with front, can be fitted on the right or left, door handing can be easily changed on-site without having to remove the enclosure top., enclosure top with sealable quick-release fasteners, door lockable with accessories LOCK-KIT-IKA, door can be sealed, including blanking strip and inscription labels.



- [Delivery program](#)
- [Technical data](#)
- [Design verification as per IEC/EN 61439](#)
- [Technical data ETIM 7.0](#)
- [Dimensions](#)

### Delivery program

Basic function  
Basic device  
Product function  
Installation distribution boards  
Product range  
IKA industrial DBO  
Design  
Surface mounted  
Installation site  
Indoor

Outdoor  
Type of installation  
Surface mounting  
Door/Flap  
Transparent  
Degree of Protection  
IP65  
Colour  
Grey  
Module rack  
Rail-frame  
Shroud for protection against accidental contact  
Plastic  
Rows [Count]  
3  
Module units per row  
18  
Description  
IP65  
Protection Class II  
Plastic enclosure gray (RAL 7035)  
Cable entries  
Metric cable entries on top and bottom, side, back plate  
PE and N terminals design  
Screw terminals  
PE and N terminals [Number x cross-sectional area]  
PE: 16 x (2.5 - 6) + 16 x (4 - 10) + 1 x (10 - 25) + 1 x (16 - 35)  
N: 16 x (2.5 - 6) + 16 x (4 - 10) + 1 x (10 - 25) + 1 x (16 - 35) mm<sup>2</sup>  
Equipment supplied  
Basic device  
Device support rails  
Neutral-/protective conductor terminal  
Locking screws can be sealed  
Sealing caps  
Current circuit designation  
Reserve section cover 6 space units

## Technical data

General  
Standards  
EN 62208, IEC/EN 60670-24  
RoHS (in accordance with Directive 2002/95/EC of the European Parliament and Council)  
conform  
Ambient temperature  
-25 - +40 °C  
Degree of Protection  
IP65  
Protection class  
II (totally insulated)  
Rated operational voltage [U<sub>e</sub>]  
415 V AC  
Rated frequency [f]  
50 Hz  
Insulation voltage AC  
1000 V AC  
Insulation voltage DC  
1500 V DC  
Material characteristics  
Material  
Polycarbonate (plastic)  
Colour  
Gray (RAL 7035)  
Material properties  
Mechanical Impact resistance  
IK08

Design verification as per IEC/EN 61439

Technical data for design verification

Heat dissipation, at an ambient temperature of 35°C, delta T: 20 degrees in top of the enclosure, calculated as per IEC 60890 Individual enclosure for wall mounting [P<sub>v</sub>]

45 W

Heat dissipation, at an ambient temperature of 35°C, delta T: 35 degrees in top of the enclosure, calculated as per IEC 60890 Individual enclosure for wall mounting [P<sub>v</sub>]

91 W

IEC/EN 61439 design verification

10.2 Strength of materials and parts 10.2.2 Corrosion resistance

Meets the product standard's requirements.

10.2 Strength of materials and parts 10.2.3.1 Verification of thermal stability of enclosures

Meets the product standard's requirements.

10.2 Strength of materials and parts 10.2.3.2 Verification of resistance of insulating materials to normal heat

Meets the product standard's requirements.

10.2 Strength of materials and parts 10.2.3.3 Verification of resistance of insulating materials to abnormal heat and fire due to internal electric effects

850 °C; meets the product standard's requirements.

10.2 Strength of materials and parts 10.2.4 Resistance to ultra-violet (UV) radiation

1000 h of UV exposure as per ISO 4892-2; meets the product standard's requirements.

10.2 Strength of materials and parts 10.2.5 Lifting

Does not apply to enclosures without lifting aids.

10.2 Strength of materials and parts 10.2.6 Mechanical impact

IK08

10.2 Strength of materials and parts 10.2.7 Inscriptions

Meets the product standard's requirements.

10.3 Degree of protection of ASSEMBLIES

IP65

10.4 Clearances and creepage distances

Is the panel builder's responsibility.

10.5 Protection against electric shock

Protection class 2, therefore not applicable.

10.6 Incorporation of switching devices and components

Is the panel builder's responsibility.

10.7 Internal electrical circuits and connections

Is the panel builder's responsibility.

10.8 Connections for external conductors

Is the panel builder's responsibility.

10.9 Insulation properties 10.9.2 Power-frequency electric strength

U<sub>i</sub> = 1000 V AC

10.9 Insulation properties 10.9.3 Impulse withstand voltage

3.3 kV

10.9 Insulation properties 10.9.4 Testing of enclosures made of insulating material

Meets the product standard's requirements.

10.10 Temperature rise

The panel builder is responsible for the temperature rise calculation. Eaton will provide heat dissipation data for the devices.

10.11 Short-circuit rating

Is the panel builder's responsibility.

10.12 Electromagnetic compatibility

Is the panel builder's responsibility.

10.13 Mechanical function

Meets the product standard's requirements.

## Technical data ETIM 7.0

Distribution boards (EG000023) / Small distribution board (EC000214)

Electric engineering, automation, process control engineering / Electrical installation, device / Electrical distribution system (incl. small distribution board) / Small distribution board (ecl@ss10.0.1-27-14-24-09 [ACN387011])

Mounting method

Surface mounted (plaster)

Number of rows

3

Width in number of modular spacings

18

Type of cover

Door


Cover model

With notch

Transparent cover/door

Yes  
Material housing  
Plastic  
Height  
586 mm  
Width  
418 mm  
Depth  
145 mm  
Built-in depth  
70 mm  
Internal depth  
60 mm  
DIN-rail  
Yes  
With mounting plate  
No  
Extension possible  
Yes  
EMC-version  
No  
Colour  
Grey  
RAL-number  
7035  
Degree of protection (IP)  
IP65  
With lock  
No  
Type of closure  
Other

## Dimensions



## Additional product information

- [Product overview \(Web\)](#)  
(Web)

## Product photo



[vt24514](#)

Photo

AP distribution board IP65 3-row 54 space units



[vt25614](#)

Photo

IKA industrial UV-stable distribution board, IP65

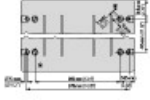


vt26514

Photo

IKA industrial UV-stable distribution board, IP65

## Dimensions single product



4500DIM-11

Line drawing


IKA enclosure



4500DIM-2

Line drawing

IKA enclosure



4500DIM-20

Line drawing

IKA enclosure

## Instruction Leaflet

- [IL014003Z](#)

Asset

(PDF, Language independent)

## Declaration of Conformity

### EU

- [DA-DC-03\\_xComfort\\_IKA\\_251017](#)

Asset

(PDF)

## Download-Center

- [Download-Center \(this item\)](#)  
Eaton EMEA Download-Center - download data for this item
- [Download-Center](#)  
Eaton EMEA Download-Center



[Generate data sheet in PDF format](#)



[Generate data sheet in Excel format](#)



[Write a comment](#)

[Imprint](#) [Privacy Policy](#) [Legal Disclaimer](#) [Terms and Conditions](#)

© 2021 by Eaton Industries GmbH