

Select your language

- German
- English
- Spanish
- French
- Dutch
- Italian
- Polish
- Czech
- Russian
- Norwegian Bokmål

Worldwide English



IKA-1/6-ST-UV - IKA industrial distribution board, UV-stable, IP65 + clamps



174188 IKA-1/6-ST-UV

[Overview](#) [Specifications](#) [Resources](#)



174188 IKA-1/6-ST-UV

IKA industrial distribution board, UV-stable, IP65 + clamps

Alternate Catalog No.

IKA-1/6-ST-UV

EL-Nummer (Norway)

1702922

IKA distribution board for damp locations RAL7035, with neutral and protective conductor terminal, foamed-in-place gasket, applied using CNC, for IP65 degree of protection as per IEC/EN 62208, 6 space units, 1-row, UV-stable acc. DIN EN ISO 4892-2, approved for building service distribution boards in accordance with IEC/EN 61439-3 VDE 0660-600-3, integrated module compensation system designed to accommodate various device widths, metric knockouts with centering point, enclosure completely made of polycarbonates (UV resistant), for installing switching and protective devices, in accordance with dimension standard DIN 43 880, with an installation depth of 70 mm, AC 1000 V, DC 1500 V, RoHS-compliant, consisting of a plastic base with a DIN-rail made of galvanized sheet steel, direct mounting wall mounting holes, finger-proof IP2X neutral and protective conductor terminals, knockout for metric cable entries on top and bottom, side knockouts for connection element for connecting two or more enclosures next to each other, top with 46-mm device opening, transparent door, flush with front, can be fitted on the right or left, door handing can be easily changed on-site without having to remove the enclosure top., enclosure top with sealable quick-release fasteners, door lockable with accessories LOCK-KIT-IKA, door can be sealed, including blanking strip and inscription labels.



• [Delivery program](#)

• [Technical data](#)

• [Design verification as per IEC/EN 61439](#)

• [Technical data ETIM 7.0](#)

• [Dimensions](#)

Delivery program

Basic function
Basic device
Product function
Installation distribution boards
Product range
IKA industrial DBO
Design
Surface mounted
Installation site
Indoor
Outdoor

Type of installation
Surface mounting
Door/Flap
Transparent
Degree of Protection
IP65
Colour
Grey
Module rack
Single-rail
Shroud for protection against accidental contact
Plastic
Rows [Count]
1
Module units per row
6
Description
IP65
Protection Class II
Plastic enclosure gray (RAL 7035)
Cable entries
Metric cable entries on top and bottom, back plate
PE and N terminals design
Screw terminals
PE and N terminals [Number x cross-sectional area]
PE: 2 x (2.5 - 6) + 2 x (4 - 10) + 1 x (16 - 35)
N: 2 x (2.5 - 6) + 2 x (4 - 10) + 1 x (16 - 35) mm²
Equipment supplied
Basic device
Device support rails
Neutral-/protective conductor terminal
Locking screws can be sealed
Sealing caps
Current circuit designation

Technical data

General
Standards
EN 62208, IEC/EN 60670-24
RoHS (in accordance with Directive 2002/95/EC of the European Parliament and Council)
conform
Ambient temperature
-25 - +40 °C
Degree of Protection
IP65
Protection class
II (totally insulated)
Rated operational voltage [U_e]
415 V AC
Rated frequency [f]
50 Hz
Insulation voltage AC
1000 V AC
Insulation voltage DC
1500 V DC
Material characteristics
Material
Polycarbonate (plastic)
Colour
Gray (RAL 7035)
Material properties
Mechanical Impact resistance
IK08

Design verification as per IEC/EN 61439

Technical data for design verification

Heat dissipation, at an ambient temperature of 35°C, delta T: 20 degrees in top of the enclosure, calculated as per IEC 60890 Individual enclosure for wall mounting [P_v]

13 W

Heat dissipation, at an ambient temperature of 35°C, delta T: 35 degrees in top of the enclosure, calculated as per IEC 60890 Individual enclosure for wall mounting [R_v]

25 W

IEC/EN 61439 design verification

10.2 Strength of materials and parts 10.2.2 Corrosion resistance

Meets the product standard's requirements.

10.2 Strength of materials and parts 10.2.3.1 Verification of thermal stability of enclosures

Meets the product standard's requirements.

10.2 Strength of materials and parts 10.2.3.2 Verification of resistance of insulating materials to normal heat

Meets the product standard's requirements.

10.2 Strength of materials and parts 10.2.3.3 Verification of resistance of insulating materials to abnormal heat and fire due to internal electric effects

850 °C; meets the product standard's requirements.

10.2 Strength of materials and parts 10.2.4 Resistance to ultra-violet (UV) radiation

1000 h of UV exposure as per ISO 4892-2; meets the product standard's requirements.

10.2 Strength of materials and parts 10.2.5 Lifting

Does not apply to enclosures without lifting aids.

10.2 Strength of materials and parts 10.2.6 Mechanical impact

IK08

10.2 Strength of materials and parts 10.2.7 Inscriptions

Meets the product standard's requirements.

10.3 Degree of protection of ASSEMBLIES

IP65

10.4 Clearances and creepage distances

Is the panel builder's responsibility.

10.5 Protection against electric shock

Protection class 2, therefore not applicable.

10.6 Incorporation of switching devices and components

Is the panel builder's responsibility.

10.7 Internal electrical circuits and connections

Is the panel builder's responsibility.

10.8 Connections for external conductors

Is the panel builder's responsibility.

10.9 Insulation properties 10.9.2 Power-frequency electric strength

U_i = 1000 V AC

10.9 Insulation properties 10.9.3 Impulse withstand voltage

3.3 kV

10.9 Insulation properties 10.9.4 Testing of enclosures made of insulating material

Meets the product standard's requirements.

10.10 Temperature rise

The panel builder is responsible for the temperature rise calculation. Eaton will provide heat dissipation data for the devices.

10.11 Short-circuit rating

Is the panel builder's responsibility.

10.12 Electromagnetic compatibility

Is the panel builder's responsibility.

10.13 Mechanical function

Meets the product standard's requirements.

Technical data ETIM 7.0

Distribution boards (EG000023) / Small distribution board (EC000214)

Electric engineering, automation, process control engineering / Electrical installation, device / Electrical distribution system (incl. small distribution board) / Small distribution board (ecl@ss10.0.1-27-14-24-09 [ACN387011])

Mounting method

Surface mounted (plaster)

Number of rows

1

Width in number of modular spacings

6

Type of cover

Door

Cover model

With notch

Transparent cover/door

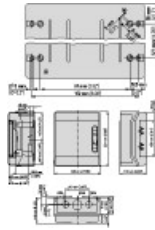
Yes

Material housing

Plastic

Height
231 mm
Width
202 mm
Depth
110 mm
Built-in depth
70 mm
Internal depth
60 mm
DIN-rail
Yes
With mounting plate
No
Extension possible
Yes
EMC-version
No
Colour
Grey
RAL-number
7035
Degree of protection (IP)
IP65
With lock
No
Type of closure
Other

Dimensions



Additional product information

- [Product overview \(Web\)](#)
(Web)

Product photo



vt25214

Photo

IKA Professional distribution board, IP65



vt26314

Photo

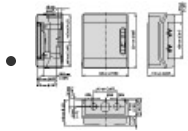
IKA industrial UV-stable distribution board, IP65



vt27214

Photo

Dimensions single product



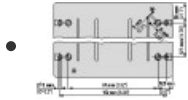
[4500DIM-13](#)

Line drawing
IKA enclosure



[4500DIM-2](#)

Line drawing
IKA enclosure



[4500DIM-4](#)

Line drawing
IKA enclosure

Instruction Leaflet

- [IL014003Z](#)

Asset
(PDF, Language independent)

Declaration of Conformity

EU

- [DA-DC-03_xComfort_IKA_251017](#)

Asset
(PDF)

Download-Center

- [Download-Center \(this item\)](#)
Eaton EMEA Download-Center - download data for this item
- [Download-Center](#)
Eaton EMEA Download-Center



[Generate data sheet in PDF format](#)



[Generate data sheet in Excel format](#)



[Write a comment](#)

[Imprint](#) [Privacy Policy](#) [Legal Disclaimer](#) [Terms and Conditions](#)

© 2021 by Eaton Industries GmbH