

Select your language

- German
- English
- Spanish
- French
- Dutch
- Italian
- Polish
- Czech
- Russian
- Norwegian Bokmål

Worldwide English




Powering Business Worldwide

L-W - Indicator light, white



208692 L-W

[Overview](#) [Specifications](#) [Resources](#)



208692 L-W

Indicator light, white

Alternate Catalog No.

EL-Nummer (Norway)

L-WQ

1456995

Indicator light, Product range: Accessories, Design: conical, Description: can be fitted in M20/M25 knockout in base, Degree of Protection: IP66, IP67, IP69K, Bezel: titanium, Connection to SmartWire-DT: no

- [Delivery program](#)
- [Technical data](#)
- [Design verification as per IEC/EN 61439](#)
- [Technical data ETIM 7.0](#)
- [Approvals](#)
- [Dimensions](#)

Delivery program

Product range

Accessories

Basic function accessories

Indicator light


Description

can be fitted in M20/M25 knockout in base

For use with

Filament and neon lamps up to 2.4 W

Colour



white

Design

conical

Degree of Protection

IP66, IP67, IP69

Front ring

Bezel: titanium

Connection to SmartWire-DT

no

Technical data

General

Degree of protection, IEC/EN 60529

IP66, IP67, IP69

Ambient temperatureOpen

-25 - +70 °C

Mechanical shock resistance
30
Shock duration 11 ms
Sinusoidal
according to IEC 60068-2-27 g

Design verification as per IEC/EN 61439

Technical data for design verification

Rated operational current for specified heat dissipation [I_r]

0 A

Heat dissipation per pole, current-dependent [P_{vid}]

0 W

Equipment heat dissipation, current-dependent [P_{vid}]

0 W

Static heat dissipation, non-current-dependent [P_{vs}]

0 W

Heat dissipation capacity [P_{diss}]

0 W

Operating ambient temperature min.

-25 °C

Operating ambient temperature max.

+70 °C

IEC/EN 61439 design verification

10.2 Strength of materials and parts 10.2.2 Corrosion resistance

Meets the product standard's requirements.

10.2 Strength of materials and parts 10.2.3.1 Verification of thermal stability of enclosures

Meets the product standard's requirements.

10.2 Strength of materials and parts 10.2.3.2 Verification of resistance of insulating materials to normal heat

Meets the product standard's requirements.

10.2 Strength of materials and parts 10.2.3.3 Verification of resistance of insulating materials to abnormal heat and fire due to internal electric effects

Meets the product standard's requirements.

10.2 Strength of materials and parts 10.2.4 Resistance to ultra-violet (UV) radiation

Please enquire

10.2 Strength of materials and parts 10.2.5 Lifting

Does not apply, since the entire switchgear needs to be evaluated.

10.2 Strength of materials and parts 10.2.6 Mechanical impact

Does not apply, since the entire switchgear needs to be evaluated.

10.2 Strength of materials and parts 10.2.7 Inscriptions

Meets the product standard's requirements.

10.3 Degree of protection of ASSEMBLIES

Does not apply, since the entire switchgear needs to be evaluated.

10.4 Clearances and creepage distances

Meets the product standard's requirements.

10.5 Protection against electric shock

Does not apply, since the entire switchgear needs to be evaluated.

10.6 Incorporation of switching devices and components

Does not apply, since the entire switchgear needs to be evaluated.

10.7 Internal electrical circuits and connections

Is the panel builder's responsibility.

10.8 Connections for external conductors

Is the panel builder's responsibility.

10.9 Insulation properties 10.9.2 Power-frequency electric strength

Is the panel builder's responsibility.

10.9 Insulation properties 10.9.3 Impulse withstand voltage

Is the panel builder's responsibility.

10.9 Insulation properties 10.9.4 Testing of enclosures made of insulating material

Is the panel builder's responsibility.

10.10 Temperature rise

Not applicable.

10.11 Short-circuit rating

Is the panel builder's responsibility. The specifications for the switchgear must be observed.

10.12 Electromagnetic compatibility

Is the panel builder's responsibility. The specifications for the switchgear must be observed.

10.13 Mechanical function

The device meets the requirements, provided the information in the instruction leaflet (IL) is observed.

Technical data ETIM 7.0

Low-voltage industrial components (EG000017) / Front element for indicator light (EC000223)
Electric engineering, automation, process control engineering / Low-voltage switch technology / Command and alarm device / Front element for warning lights (ecl@ss10.0.1-27-37-12-11 [AKF029014])

Suitable for number of built-in signal lights

1

Colour lens

White

Construction type lens

Round

Hole diameter

22.5 mm

Width opening

0 mm

Height opening

0 mm

With front ring

Yes

Material front ring

Plastic

Colour front ring

Other

Type of lens

High

Degree of protection (IP), front side

IP67/IP69K

Approvals

North America Certification

Request filed for UL and CSA

Degree of Protection

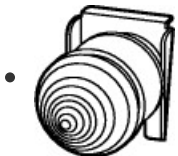
UL/CSA Type 3R, 4X, 12, 13

Dimensions

□ 3 x M20 (PG 13.5) lateral

1 x M16 in base

3D drawing




116I216

Line drawing

Indicator light for FAK

Symbol



116C063

Graphic

Button plate, white

Product photo



1160PIC-327

Photo

Indicator light

Instruction Leaflet

- [Indicator light \(IL04716006Z\)](#)
Asset
former AWA1160-1696
(PDF, 06/2018, multilingual)
- [FAK Emergency stop: Foot and palm switches \(IL04716017Z\)](#)
Asset
(PDF, 05/2021, multilingual)

Declaration of Conformity

EU

- [RMQ Titan \(Operating and signalling devices\) M22.../M30.../C22.../C30... \(DA-DC-00003657\)](#)
Asset
(PDF)

UK

- [RMQ Titan \(Operating and signalling devices\) M22.../M30.../C22.../C30... \(DA-DC-00003960\)](#)
Asset
(PDF)

Download-Center

- [Download-Center \(this item\)](#)
Eaton EMEA Download-Center - download data for this item
- [Download-Center](#)
Eaton EMEA Download-Center

 [Generate data sheet in PDF format](#)

 [Generate data sheet in Excel format](#)

 [Write a comment](#)

[Imprint](#) [Privacy Policy](#) [Legal Disclaimer](#) [Terms and Conditions](#)

© 2021 by Eaton Industries GmbH